

2018 FLEET PREVIEW GUIDE



FORD FLEET

FROM BOTTOM-LINE VALUE TO TOP-OF-THE-LINE LUXURY

Whatever the job is, put a Ford on it. Our fleet-specific vehicles, incentives and programs – staffed by dedicated experts – are designed to help keep your budget in line and your strategy on target. Connect with the new, specialized Commercial Vehicle Center for upfitting, financing and servicing our complete line of Class 1-7 Built Ford Tough® work trucks. Expand your alternative-fuel portfolio, and make use of our exclusive Ford Fleet Purchase Planner™ which promotes sustainability as a primary consideration. Also, employ our turnkey Automotive Remarketing Services to leverage high-volume discounts that help provide the best net return. In other words, optimize your operations with Ford Fleet.

Your hard work deserves to be rewarded with a bonus par excellence through our Lincoln Executive Business Program. On your road to success, gain priority access to a team of insightful consultants ready to assist you at every turn. Along with the exceptional Lincoln experience you expect, start enjoying a host of privileges geared toward helping your organization prosper: You'll receive impressive sales and service benefits related to the Lincoln of your choosing. After all, you've earned it.



FORD FOCUS ELECTRIC



LINCOLN CONTINENTAL



LINCOLN MKC



NEW 2018 FORD F-150



FORD TRANSIT





FORD CARS

CONVENTIONAL	
Fiesta Sedan & Hatchback	8
Focus Sedan & Hatchback	10
NEW 2018 Mustang Fastback & Convertible	12
Fusion	14
Taurus	16
ELECTRIC	
Focus Electric	20
C-MAX Hybrid	22
C-MAX Energi	24
Fusion Hybrid	26
Fusion Energi	28

FORD UTILITIES

ALL-NEW 2018 EcoSport	32
Escape	34
Edge	36
NEW 2018 Explorer	38
Flex	40
ALL-NEW 2018 Expedition/Expedition MAX	42

FORD TRUCKS

NEW 2018 F-150	46
F-250/F-350/F-450 Super Duty® Pickup	48
F-350/F-450/F-550 Super Duty Chassis Cab	50
F-650/F-750 Super Duty Gas	52
F-650/F-750 Super Duty Diesel	54

FORD VANS & WAGONS

Transit Connect Cargo Van	58
Transit Connect Passenger Wagon	60
Transit Connect Taxi Package	62
Transit Cargo Van	64
Transit Passenger Wagon	66
Transit Cutaway & Chassis Cab	68
E-Series Cutaway & Stripped Chassis	70

FORD POLICE

Police Interceptor® Utility	76
Police Interceptor Sedan	78
Special Service Vehicles	80

LINCOLN

Lincoln MKZ	88
Lincoln MKZ Hybrid	90
Lincoln Continental	92
Lincoln MKC	94
Lincoln MKX	96
Lincoln MKT	98
ALL-NEW 2018 Lincoln Navigator/Navigator L	100



NEW 2018 FORD MUSTANG



FORD TRANSIT CONNECT



NEW 2018 FORD F-150

REALIZE YOUR VISION WITH FORD: AMERICA'S BEST-SELLING VEHICLE BRAND FOR 7 CONSECUTIVE YEARS¹

For more than 100 years — since the advent of the revolutionary Model T — Ford has been a valued member of fleets great and small. As a pioneering OEM, Ford offers the advantage of a breadth of experience to match its full spectrum of vehicles, from cars to cutaways; and everything in between, including cargo vans, passenger wagons, plug-in hybrids, pickups and sport utilities.

This year, the all-new 2018 Expedition — now with an aluminum-alloy body — redefines full-size SUVs. It's the smartest, most capable and most adaptable Expedition in history. The new, more powerful 3.5L EcoBoost[®] V6 and 10-speed automatic team up for best-ever towing brawn. For optimal connectivity on the go, the Wi-Fi[®] hotspot² can be complemented with wireless charging.² On the opposite side of the sizing chart, the all-new 2018 EcoSport³ debuts as the smallest SUV from Ford, offering a swing-gate-style hatch and a whole lot of pockets, bins and hooks. And be unstoppable in the new 2018 Explorer that sports a wealth of refinements.

Both F-150 and Mustang receive significant makeovers. The leaner, meaner 2018 Mustang now gets a 10-speed automatic² and customizable 12" all-digital instrument cluster.² In addition to greater towing capability, the boldly restyled 2018 Ford F-150 features a 4G LTE modem for a Wi-Fi hotspot,² Pre-Collision Assist with Pedestrian Detection,² and an all-new 3.0L Power Stroke[®] V6 Turbo Diesel^{2,4} — the first diesel ever offered on F-150.

The F-Series lineup retains its title of best-selling trucks in America — for an unprecedented 40 years running. Since 1977, F-150 and Super Duty[®] have been tops for some very real and hardcore reasons: rock-solid durability, up-to-the-nanosecond technology and jaw-dropping capability. Ford F-150 itself is America's best-selling vehicle for a phenomenal 35 years in a row. And only Ford has America's best-selling lineup of commercial vans.⁵ There's simply nothing like being Built Ford Tough.[®]

Ford goes further, so your fleet can.



ALL-NEW 2018 FORD EXPEDITION



	FIESTA SEDAN & HATCHBACK		FOCUS SEDAN & HATCHBACK		MUSTANG FASTBACK & CONVERTIBLE	FUSION			TAURUS	
Models	Sedan: S, SE, Titanium Hatchback: S, SE, Titanium, ST		Sedan: S, SE, SEL, Titanium Hatchback: SE, SEL, Titanium, ST		Fastback: EcoBoost, EcoBoost Premium, GT, GT Premium Convertible: EcoBoost, EcoBoost Premium, GT Premium	S, SE, Titanium, Platinum, V6 Sport			SE, SEL, Limited, SHO	
Standard engine	1.6L TI-VCT I-4		2.0L TI-VCT GDI I-4 FFV		2.3L EcoBoost I-4	2.5L IVCT I-4			3.5L TI-VCT V6	
Horsepower (hp @ rpm) ¹	120 @ 6,350		160 @ 6,500		TBD	175 @ 6,000			288 @ 6,500	
Torque (lb.-ft. @ rpm) ¹	112 @ 5,000		146 @ 4,500		TBD	175 @ 4,500			254 @ 4,000	
Available engines	1.0L EcoBoost® I-3	1.6L EcoBoost I-4	1.0L EcoBoost I-3	2.0L EcoBoost I-4	5.0L TI-VCT V8	1.5L EcoBoost I-4	2.0L EcoBoost I-4	2.7L EcoBoost V6	2.0L EcoBoost I-4	3.5L EcoBoost V6
Horsepower (hp @ rpm) ¹	123 @ 6,000	197 @ 6,000 ²	123 @ 6,000	252 @ 5,500 ²	TBD	181 @ 6,000	245 @ 5,500 ²	325 @ 5,500 ²	240 @ 5,500 ²	365 @ 5,500 ²
Torque (lb.-ft. @ rpm) ¹	125 @ 2,500	202 @ 4,200 ²	125 @ 3,500	270 @ 2,500 ²	TBD	185 @ 4,320	275 @ 3,000 ²	380 @ 3,000 ²	270 @ 3,000 ²	350 @ 1,500–5,000 ²
Transmission	5-speed manual		5-speed manual		6-speed manual	6-speed automatic			6-speed SelectShift automatic	
Available transmissions	PowerShift 6-speed automatic 6-speed manual (ST)		PowerShift 6-speed automatic PowerShift 6-speed automatic with SelectShift® capability 6-speed manual		10-speed SelectShift automatic — —	6-speed SelectShift automatic 6-speed SelectShift automatic with Auto Start-Stop			— — —	
Drivetrain	Front-wheel drive		Front-wheel drive		Rear-wheel drive	Front-wheel drive/all-wheel drive			Front-wheel drive/all-wheel drive	
Braking system (F/R)	Disc/drum with Anti-Lock Brake System (ABS)		Disc/drum with Anti-Lock Brake System (ABS)		4-wheel disc with Anti-Lock Brake System (ABS)	4-wheel disc with Anti-Lock Brake System (ABS)			4-wheel disc with Anti-Lock Brake System (ABS)	
Airbags	Dual-stage front airbags, driver's knee airbag, front-seat side airbags and side-curtain airbags		Dual-stage front airbags, driver's knee airbag, front-seat side airbags and side-curtain airbags		Dual-stage front airbags, driver's knee airbag, glove-box-door-integrated knee airbag, front-seat side airbags, and side-curtain airbags (fastback)	Dual-stage front airbags, driver and front-passenger knee airbags, front-seat side airbags and side-curtain airbags			Dual-stage front airbags, front-seat side airbags, and Safety Canopy® System with side-curtain airbags and rollover sensor	
Length (in.)	173.5 (sedan) ¹ ; 159.7 (hatchback) ¹ ; 160.1 (ST) ¹		178.7 (sedan) ¹ ; 171.7 (hatchback) ¹		188.5	191.8			202.9 ¹	
Wheelbase (in.)	98.0 ¹		104.3 ¹		107.1	112.2			112.9 ¹	
Height (in.)	58.1 ¹ ; 57.2 (ST) ¹		57.8 ¹ ; 57.9 (ST) ¹		54.3 (fastback); 54.9 (convertible)	58.2			60.7 ¹	
Seating capacity	5		5		4	5			5	
Track (in.) (F/R)	57.7/57.0 ¹		61.2/60.4 (sedan and hatchback) ¹ ; 60.6/59.6 (ST) ¹		62.4/65.1	62.7/62.4			65.3/65.5 ¹	
Head room (in.) (F/R)	39.1/37.1 (sedan) ¹ ; 39.1/37.2 (hatchback) ¹		38.3/38.0 ¹		37.6/34.8 (fastback); 37.6/35.7 (convertible)	39.2/37.8			39.0/37.8 ¹	
Leg room (in.) (F/R)	43.6 (max.)/31.2 ¹		43.1 (max.)/33.2 ¹		45.1 (max.)/29.0 (fastback); 45.1 (max.)/29.2 (convertible)	44.3 (max.)/38.3			44.2/38.1 ¹	
Hip room (in.) (F/R)	50.6/49.2 ¹		53.9/52.8 ¹		54.9/47.4 (fastback); 54.9/43.7 (convertible)	55.0/54.4			56.3/55.8 ¹	
Shoulder room (in.) (F/R)	52.7/49.0 ¹		55.6/52.6 ¹		56.3/52.2 (fastback); 56.3/44.7 (convertible)	57.8/56.9			57.9/56.9 ¹	
Passenger volume (cu. ft.)	85.1 ¹		90.0 ¹		82.8 (fastback); 79.2 (convertible)	102.8			102.2 ¹	
Cargo volume (cu. ft.)	12.8 (sedan) ¹ ; 14.9 (hatchback) ^{1,3} ; 10.1 (ST) ^{1,3}		13.2 (sedan) ¹ ; 23.3 (hatchback) ^{1,3}		13.5 (fastback); 11.4 (convertible)	16.0			20.1 ¹	
Fuel tank capacity (gal.)	12.4 ¹		12.4 ¹		16.0 (V8); 15.5 (I-4)	16.5 (FWD); 18.0 (AWD)			19.0 ¹	
Base curb weight (lbs.)	2,571 (sedan); 2,536 (hatchback); 2,720 (ST)		2,935 (sedan); 2,919 (hatchback); 3,214 (ST)		3,532 (I-4 fastback); 3,642 (I-4 convertible); 3,705 (V8 fastback); 3,852 (V8 convertible)	3,472 (2.5L IVCT I-4 FWD)			3,917 (3.5L V6 FWD)	





Fiesta SE Sedan. Shadow Black. Available equipment.

SEDAN & HATCHBACK

Subcompact Car Class¹
Models: S, SE, Titanium, ST



STANDARD FEATURES

- 12-volt powerpoint (1)
- Air conditioning
- Audio – AM/FM stereo/single-CD player with MP3 capability and 6 speakers
- Audio – Auxiliary input jack
- Choice of sedan (S, SE, Titanium) or hatchback (S, SE, Titanium, ST)
- Cupholders (5 front, 1 in 2nd row)
- Easy Fuel[®] capless fuel filler
- Electric power-assisted steering
- Engine – 1.6L Ti-VCT I-4
- Engine – 1.6L EcoBoost[®] I-4 with 6-speed manual transmission (ST)
- Front carpeted floor mats
- Front-wheel drive (FWD)

- Hill start assist
- Intermittent front windshield wipers
- Power door locks – Auto-locking
- Quad-beam halogen headlamps
- Rear-window defroster
- Remote Keyless Entry System
- Seat – 6-way manual driver's
- Seat – 60/40 split-fold rear with adjustable head restraints
- Solar-tinted glass
- SYNC[®]
- Tilt/telescoping steering column
- Transmission – 5-speed manual

STANDARD SAFETY & SECURITY

- AdvanceTrac[®] electronic stability control
- Airbags – Driver's knee, front-seat side, and side-curtain
- Belt-Minder[®] front safety belt reminder
- Brakes – 4-wheel Anti-Lock Brake System (ABS)
- Brakes – Power-assisted front disc/rear drum
- Child-safety rear door locks
- Height-adjustable retractable safety belts

- LATCH – Lower Anchors and Tether Anchors for Children
- Perimeter alarm
- Personal Safety System[™] for driver and front passenger with dual-stage front airbags
- SecuriLock[®] Passive Anti-Theft System
- Tire Pressure Monitoring System (TPMS; excludes spare)

AVAILABLE FEATURES

- Engine – 1.0L EcoBoost I-3 with 5-speed manual transmission
- Keyless entry keypad
- Power moonroof
- SYNC 3 with 6.5" color LCD capacitive touchscreen with AppLink[®], 911 Assist[®] and 2 smart-charging USB ports

- Transmission – PowerShift 6-speed automatic
- Voice-activated Navigation System

FLEET EXCLUSIVE

- Engine block heater

AVAILABLE PACKAGES²

- Cold Weather Package (18C)
- SE Appearance Package (201A)

- SE EcoBoost Fuel Economy Package (85E)
- ST RECARO[®] Package (18R)

DIMENSIONS & CAPACITIES³

EXTERIOR (in.)	Sedan	Hatchback
Length	173.5	159.7 (160.1 ST)
Wheelbase	98.0	98.0
Width (excluding mirrors)	67.8	67.8
Height	58.1	58.1 (57.2 ST)
INTERIOR (in.)		
Front		
Head room	39.1	39.1
Leg room (max.)	43.6	43.6
Hip room	50.6	50.6
Shoulder room	52.7	52.7
Rear		
Head room	37.1	37.2
Leg room	31.2	31.2
Hip room	49.2	49.2
Shoulder room	49.0	49.0
CAPACITIES (cu. ft.)		
Passenger volume	85.1	85.1
Cargo volume	12.8	—
Cargo volume behind 2nd row	—	14.9 (10.1 ST)
Total interior volume	97.9	100.0 (95.2 ST)
Fuel (gal.)	12.4	12.4
Seating	5	5

ENGINES³

	1.6L TI-VCT I-4	1.0L EcoBoost I-3	1.6L EcoBoost I-4
Horsepower (hp @ rpm)	120 @ 6,350	123 @ 6,000	197 @ 6,000 ⁴
Torque (lb.-ft. @ rpm)	112 @ 5,000	125 @ 2,500	202 @ 4,200 ⁴

EPA-ESTIMATED RATINGS^{3,5}


	1.6L TI-VCT I-4	1.0L EcoBoost I-3	1.6L EcoBoost I-4
5-speed manual transmission	27 city/35 hwy/ 30 combined mpg	31 city/41 hwy/ 35 combined mpg	—
PowerShift 6-speed automatic transmission	27 city/37 hwy/ 31 combined mpg	—	—
6-speed manual transmission (ST)	—	—	26 city/33 hwy/ 29 combined mpg

EXTERIOR COLORS⁶



*Metallic.

INTERIOR COLORS⁶





FLEX FUEL

Focus SE Sedan. Magnetic. Available equipment.

SEDAN & HATCHBACK

Small Sedan and Hatchback Class¹
Models: S, SE, SEL, Titanium, ST



STANDARD FEATURES

12-volt powerpoint (1)
Air conditioning
Choice of sedan (S, SE, SEL, Titanium) or hatchback (SE, SEL, Titanium, ST)
Easy Fuel[®] capless fuel filler
Electric power-assisted steering
Engine – 1.0L EcoBoost[®] I-3 (SE sedan)
Engine – 2.0L Ti-VCT GDI I-4 FFV (S, SE hatchback, SEL, Titanium)
Engine – 2.0L Ti-VCT GDI I-4 PZEV (S, SE, SEL, Titanium) (available in California Emissions States)

Engine – 2.0L EcoBoost I-4 (ST)
Front and rear floor mats
Front-wheel drive (FWD)
Power door locks and sideview mirrors
Remote Keyless Entry System
Seat – 6-way manual driver's SYNC[®]
Transmission – 5-speed manual (S, SE)
Transmission – 6-speed manual (ST)
Transmission – PowerShift 6-speed automatic with SelectShift[®] capability (SEL, Titanium)

STANDARD SAFETY & SECURITY

3-point shoulder and lap safety belt system for all seating positions, including rear center
AdvanceTrac[®] electronic stability control
Airbags – Driver's knee, front-seat side and side-curtain
Belt-Minder[®] front safety belt reminder
Brakes – 4-wheel Anti-Lock Brake System (ABS)
Brakes – Power-assisted front disc/rear drum

LATCH – Lower Anchors and Tether Anchors for Children
Personal Safety System[™] for driver and front passenger with dual-stage front airbags
Rear view camera
SecuriLock[®] Passive Anti-Theft System
Tire Pressure Monitoring System (TPMS; excludes spare)

AVAILABLE FEATURES

Active park assist
Audio – SiriusXM[®] Radio with 6-month trial subscription
Engine – 1.0L EcoBoost I-3
Heated steering wheel
Keyless entry keypad
Power moonroof
Remote Start System
Reverse Sensing System
SYNC 3 with 8" color LCD capacitive touchscreen with AppLink[®], 911 Assist[®] and 2 smart-charging USB ports

Transmission – 6-speed automatic with SelectShift
Transmission – PowerShift 6-speed automatic
Voice-activated Navigation System

FLEET EXCLUSIVES

Daytime running lamps (942)
Engine block heater (41H)

AVAILABLE PACKAGES²

Cold Weather Package (47W)
Interior Protection Package (47P)
SE Appearance Package (67E)

ST2 Package (401A)
ST3 Package (402A)
Titanium Technology Package (46T)

DIMENSIONS & CAPACITIES³

EXTERIOR (in.)	Sedan	Hatchback
Length	178.7	171.7
Wheelbase	104.3	104.3
Width (mirrors folded)	74.1	74.1
Height	57.8	57.8 (57.9 ST)
INTERIOR (in.)		
Front		
Head room	38.3	38.3
Leg room (max.)	43.1	43.1
Hip room	53.9	53.9
Shoulder room	55.6	55.6
Rear		
Head room	38.0	38.0
Leg room	33.2	33.2
Hip room	52.8	52.8
Shoulder room	52.6	52.6
CAPACITIES (cu. ft.)		
Passenger volume	90.0	90.0
Cargo volume	13.2	–
Cargo volume behind 1st row	–	43.9
Cargo volume behind 2nd row	–	23.3
Total interior volume	103.2	133.9
Fuel (gal.)	12.4	12.4
Seating	5	5


ENGINES³

	1.0L EcoBoost I-3	2.0L Ti-VCT GDI I-4 FFV	2.0L Ti-VCT GDI I-4 PZEV	2.0L EcoBoost I-4
Horsepower (hp @ rpm)	123 @ 6,000	160 @ 6,500	159 @ 6,500	252 @ 5,500 ⁴
Torque (lb.-ft. @ rpm)	125 @ 3,500	146 @ 4,500	146 @ 4,500	270 @ 2,500 ⁴

EPA-ESTIMATED RATINGS^{3,5}

	1.0L EcoBoost I-3	2.0L Ti-VCT GDI I-4 FFV	2.0L Ti-VCT GDI I-4 PZEV	2.0L EcoBoost I-4
5-speed manual transmission	–	26 city/36 hwy/30 combined mpg	26 city/36 hwy/30 combined mpg	–
6-speed manual transmission	30 city/42 hwy/35 combined mpg	–	–	22 city/31 hwy/25 combined mpg
6-speed automatic transmission with SelectShift	28 city/40 hwy/32 combined mpg	–	–	–
PowerShift 6-speed automatic transmission	–	27 city/40 hwy/31 combined mpg	27 city/40 hwy/31 combined mpg	–
PowerShift 6-speed automatic transmission with SelectShift capability	–	26 city/38 hwy/30 combined mpg	26 city/38 hwy/30 combined mpg	–

EXTERIOR COLORS⁶



INTERIOR COLORS⁶



NEW 2018 MUSTANG



Mustang GT Premium Fastback. Orange Fury Metallic Tri-coat. Available equipment. Pre-production model shown.

FASTBACK & CONVERTIBLE

High-Power Sports Car Class¹
Models: EcoBoost[®], EcoBoost Premium, GT, GT Premium



STANDARD FEATURES

12-volt powerpoints (2)
Air conditioning
Ambient lighting with MyColor[®] (Premium)
Audio – AM/FM stereo/single-CD player with 6-speakers
Audio – SiriusXM[®] Radio with 6-month trial subscription (Premium)
Cruise control
Engine – 2.3L EcoBoost I-4 (EcoBoost)
Engine – 5.0L TI-VCT V8 (GT)
Front and rear stabilizer bars
Intelligent Access with push-button start
LED headlamps with LED signature lighting
Limited-slip rear differential

STANDARD SAFETY & SECURITY

AdvanceTrac[®] electronic stability control
Airbags – Driver's knee, glove-box-door-integrated knee and front-seat side
Airbags – Side-curtain (fastback)
Brakes – 4-wheel Anti-Lock Brake System (ABS)
Brakes – Power-assisted 4-wheel disc
Illuminated Entry System
Individual Tire Pressure Monitoring System (TPMS; excludes spare)

AVAILABLE FEATURES

12" LCD instrument cluster with MyColor
Adaptive cruise control, forward collision warning, and Pre-Collision Assist with Pedestrian Detection
Audio – Shaker[™] Pro Audio System
Lane-Keeping System
MagneRide[™] Damping System
Reverse Sensing System
Selectable drive modes with 4-gang toggle switch pack

AVAILABLE PACKAGES²

Black Accent Package (60B)
Carbon Sport Interior Package (68C)
EcoBoost Performance Package (67E)
Enhanced Security Package (43S)

Mirrors – Power sideview with integrated blind spot mirrors
Power windows and door locks
Rear sequential light-emitting diode (LED) turn signal lamps
Rear-wheel drive (RWD)
Remote Keyless Entry System
Selectable-effort electronic power-assisted steering
SYNC[®] with 4.2" color LCD screen in center stack
SYNC 3 with 8" color LCD capacitive touchscreen with AppLink[®] 911 Assist[®] and 2 smart-charging USB ports (Premium)
Tilt/telescoping steering column
Transmission – 6-speed manual

LATCH – Lower Anchors and Tether Anchors for Children in rear outboard seating positions
MyKey[®]
Perimeter alarm
Personal Safety System[™] for driver and front passenger with dual-stage front airbags
Rear view camera
SecuriLock[®] Passive Anti-Theft System
SOS Post-Crash Alert System[™]

Transmission – 10-speed SelectShift[®] automatic with paddle shifters, and Remote Start System
Voice-activated Navigation System with SiriusXM Traffic and Travel Link[®] with 5-year subscription

FLEET EXCLUSIVE

Engine block heater

GT Performance Package (67G)
Premium Plus Package (201A/401A)
Safe & Smart Package (77S)
Wheel & Stripe Package (60W)

DIMENSIONS & CAPACITIES

EXTERIOR (in.)	Fastback	Convertible
Length	188.5	188.5
Wheelbase	107.1	107.1
Width (excluding mirrors)	75.4	75.4
Height	54.3	54.9
INTERIOR (in.)		
Front		
Head room	37.6	37.6
Leg room (max.)	45.1	45.1
Hip room	54.9	54.9
Shoulder room	56.3	56.3
Rear		
Head room	34.8	35.7
Leg room	29.0	29.2
Hip room	47.4	43.7
Shoulder room	52.2	44.7
CAPACITIES (cu. ft.)		
Passenger volume	82.8	79.2
Cargo volume	13.5	11.4
Total interior volume	96.3	90.6
Fuel (gal.)	16.0 (V8); 15.5 (I-4)	16.0 (V8); 15.5 (I-4)
Seating	4	4

ENGINES


	2.3L EcoBoost I-4	5.0L TI-VCT V8
Horsepower (hp @ rpm)	TBD	TBD
Torque (lb.-ft. @ rpm)	TBD	TBD

EXTERIOR COLORS³



*Metallic.

INTERIOR COLORS³



Color not available at time of print



Fusion SE, Oxford White. Available equipment.

Midsized Sedan Class¹
Models: S, SE, Titanium, Platinum, V6 Sport



STANDARD FEATURES

12-volt powerpoints (2)
All-wheel drive (AWD) (V6 Sport)
Audio – AM/FM stereo/single-CD player with MP3 capability
Easy Fuel[®] capless fuel filler
Electric parking brake
Electric power-assisted steering
Engine – 2.5L iVCT I-4 (S, SE)
Engine – 2.0L EcoBoost[®] I-4 (Titanium, Platinum)
Engine – 2.7L EcoBoost V6 (V6 Sport)
Front-wheel drive (FWD)
Mirrors – Power sideview with integrated blind spot mirrors

STANDARD SAFETY & SECURITY

AdvanceTrac[®] electronic stability control
Airbags – Driver and front-passenger knee, front-seat side and side-curtain
Brakes – 4-wheel Anti-Lock Brake System (ABS)
Brakes – Power-assisted 4-wheel disc
Individual Tire Pressure Monitoring System (TPMS; excludes spare)
Integrated keyhead transmitter remotes (2)
LATCH – Lower Anchors and Tether Anchors for Children

AVAILABLE FEATURES

Adaptive cruise control with stop-and-go and Pre-Collision Assist with Pedestrian Detection
All-wheel drive (AWD)
BLIS[®] (Blind Spot Information System) with cross-traffic alert
Engine – 1.5L EcoBoost I-4 with Auto Start-Stop Technology (SE)
Engine – 2.0L EcoBoost I-4 (SE)
Enhanced Active Park Assist
Heated steering wheel
Power moonroof with universal garage door opener
Rear outboard inflatable safety belts

Power door locks
Power windows with global open/close and one-touch-up/-down
Push-button start
Rotary gear shift dial
Seat – 60/40 split-fold rear
Spare – Space-saver
SYNC[®] 3 with 4.2" color LCD screen (S, SE, V6 Sport)
SYNC 3 with 8" color LCD capacitive touchscreen with Applink[®] 911 Assist[®] and 2 smart-charging USB ports (Titanium, Platinum)

MyKey[®]
Perimeter alarm
Personal Safety System[™] for driver and front passenger with dual-stage front airbags
Rear view camera
Remote Keyless Entry System
SecuriLock[®] Passive Anti-Theft System
SOS Post-Crash Alert System[™]

Remote Start System
Reverse Sensing System
SYNC 3
Voice-activated Navigation System with SiriusXM[®] Traffic and Travel Link[®] with 5-year subscription

FLEET EXCLUSIVES

[Daytime running lamps \(942\)](#)
[Engine block heater \(41H\)](#)
[Paint protection film by 3M[®] \(66C\)](#)
[SE Fleet Driver Assist Package \(90B\)](#)

AVAILABLE PACKAGES²

Appearance Package (101A/201A)
Driver Assist Package (90A)
Luxury Package (202A)

SE Cold Weather Package (91A)
SE Technology Package (14K)
V6 Sport Upgrade Package (401A)

DIMENSIONS & CAPACITIES

EXTERIOR (in.)	
Length	191.8
Wheelbase	112.2
Width (mirrors folded)	75.2
Height	58.2

INTERIOR (in.)	
Front	
Head room	39.2
Leg room (max.)	44.3
Hip room	55.0
Shoulder room	57.8

INTERIOR (in.)	
Rear	
Head room	37.8
Leg room	38.3
Hip room	54.4
Shoulder room	56.9

CAPACITIES (cu. ft.)	
Passenger volume	102.8
Cargo volume	16.0
Total interior volume	118.8
Fuel (gal.) – FWD/AWD	16.5/18.0
Seating	5

ENGINES³

	2.5L iVCT I-4	1.5L EcoBoost I-4	2.0L EcoBoost I-4	2.7L EcoBoost V6
Horsepower (hp @ rpm)	175 @ 6,000	181 @ 6,000	245 @ 5,500 ⁴	325 @ 5,500 ⁴
Torque (lb.-ft. @ rpm)	175 @ 4,500	185 @ 4,320	275 @ 3,000 ⁴	380 @ 3,000 ⁴


EPA-ESTIMATED RATINGS^{3,5}

	2.5L iVCT I-4	1.5L EcoBoost I-4	2.0L EcoBoost I-4	2.7L EcoBoost V6
6-speed automatic transmission (FWD)	21 city/32 hwy/25 combined mpg	24 city/36 hwy/28 combined mpg	21 city/31 hwy/25 combined mpg	—
6-speed SelectShift automatic transmission (AWD)	—	—	20 city/29 hwy/23 combined mpg	17 city/26 hwy/20 combined mpg
6-speed SelectShift automatic transmission with Auto Start-Stop	—	23 city/34 hwy/27 combined mpg	—	—

EXTERIOR COLORS⁶



INTERIOR COLORS⁶





Taurus SE, Shadow Black. Available equipment.

Full-Size Sedan Class¹
Models: SE, SEL, Limited, SHO



STANDARD FEATURES

12-volt powerpoints (3)
Audio – AM/FM stereo/single-CD player
Audio – SiriusXM[®] Radio with 6-month trial subscription (SEL, Limited, SHO)
Easy Fuel[®] capless fuel filler
Electronic power-assisted steering
Engine – 3.5L Ti-VCT V6
Front-wheel drive (FWD)
Mirrors – Power sideview with integrated blind spot mirrors

Power windows and door locks
Remote Start System (SEL, Limited, SHO)
Reverse Sensing System (SEL, Limited, SHO)
Seat – 6-way power driver's with manual lumbar
Seat – 60/40 split-fold rear
SYNC[®] with 4.2" color LCD screens in instrument cluster and center stack
Tilt/telescoping steering column
Torque Vectoring Control
Transmission – 6-speed SelectShift[®] automatic

STANDARD SAFETY & SECURITY

AdvanceTrac[®] electronic stability control with Curve Control
Airbags – Front-seat side, and Safety Canopy[®] System with side-curtain airbags and rollover sensor
Brakes – 4-wheel Anti-Lock Brake System (ABS)
Brakes – Power-assisted 4-wheel disc
Child-safety rear door locks
Illuminated entry
Integrated keyhead transmitter remotes (2)
LATCH – Lower Anchors and Tether Anchors for Children

MyKey[®]
Personal Safety System[™] for driver and front passenger with dual-stage front airbags
Rear view camera
SecuriCode[™] invisible keypad
SecuriLock[®] Passive Anti-Theft System
SOS Post-Crash Alert System[™]
SPACE (Side Protection And Cabin Enhancement) Architecture
Tire Pressure Monitoring System (TPMS; excludes spare)

AVAILABLE FEATURES

Active Park Assist
Adaptive cruise control & forward collision warning with brake support
All-wheel drive (AWD)
BLIS[®] (Blind Spot Information System) with cross-traffic alert
Engine – 2.0L EcoBoost[®] I-4 (FWD)
Engine – 3.5L EcoBoost V6 (SHO)
Heated steering wheel
Intelligent Access with push-button start
Lane-Keeping System
Power-adjustable pedals
Rear-window power sunshade
Seats – Leather-trimmed; heated and cooled front

SYNC 3 with 8" color LCD capacitive touchscreen with AppLink[®] 911 Assist[®] and 2 smart-charging USB ports
Voice-activated Navigation System with SiriusXM Traffic and Travel Link[®] with 5-year subscription

FLEET EXCLUSIVES

Audio – SiriusXM Radio with 6-month trial subscription (SE)
Daytime running lamps
Engine block heater

AVAILABLE PACKAGES²

Driver Assist Package (19A)
SHO Performance Package (12S)

DIMENSIONS & CAPACITIES³

EXTERIOR (in.)	
Length	202.9
Wheelbase	112.9
Width (mirrors folded)	77.3
Height	60.7

INTERIOR (in.)	
Front	
Head room	39.0
Leg room (max.)	44.2
Hip room	56.3
Shoulder room	57.9

INTERIOR (in.)	
Rear	
Head room	37.8
Leg room	38.1
Hip room	55.8
Shoulder room	56.9

CAPACITIES (cu. ft.)	
Passenger volume	102.2
Cargo volume	20.1
Total interior volume	122.3
Fuel (gal.)	19.0
Seating	5

ENGINES³

	3.5L Ti-VCT V6	2.0L EcoBoost I-4	3.5L EcoBoost V6
Horsepower (hp @ rpm)	288 @ 6,500	240 @ 5,500 ⁴	365 @ 5,500 ⁴
Torque (lb.-ft. @ rpm)	254 @ 4,000	270 @ 3,000 ⁴	350 @ 1,500–5,000 ⁴

EPA-ESTIMATED RATINGS^{3,5}


	3.5L Ti-VCT V6	2.0L EcoBoost I-4	3.5L EcoBoost V6
FWD	18 city/27 hwy/ 21 combined mpg	20 city/29 hwy/ 23 combined mpg	—
AWD	17 city/24 hwy/ 19 combined mpg	—	16 city/24 hwy/ 19 combined mpg

EXTERIOR COLORS⁶



*Metallic.

INTERIOR COLORS⁶





	FOCUS ELECTRIC	C-MAX HYBRID	C-MAX ENERGI	FUSION HYBRID	FUSION ENERGI
Models	Electric (hatchback only)	Hybrid SE, Hybrid Titanium	C-MAX Energi SE, C-MAX Energi Titanium	Hybrid S, Hybrid SE, Hybrid Titanium, Hybrid Platinum	Fusion Energi SE, Fusion Energi Titanium, Fusion Energi Platinum
Standard engine Horsepower (hp @ rpm) ¹ Torque (lb.-ft. @ rpm) ¹	107-kW electric motor with 33.5-kWh lithium-ion battery pack	2.0L iVCT Atkinson-cycle I-4 HEV 188 combined hp 129 gas engine lb.-ft.	2.0L iVCT Atkinson-cycle I-4 PHEV 188 combined hp 129 gas engine lb.-ft.	2.0L iVCT Atkinson-cycle I-4 HEV 188 combined hp 129 gas engine lb.-ft.	2.0L iVCT Atkinson-cycle I-4 PHEV 188 combined hp 129 gas engine lb.-ft.
Transmission	Single-speed automatic	Electronically controlled continuously variable transmission (eCVT)	Electronically controlled continuously variable transmission (eCVT)	Electronically controlled continuously variable transmission (eCVT)	Electronically controlled continuously variable transmission (eCVT)
Drivetrain	Front-wheel drive	Front-wheel drive	Front-wheel drive	Front-wheel drive	Front-wheel drive
Braking system (F/R)	Regenerative Braking System with Anti-Lock Brake System (ABS)	Regenerative Braking System with Anti-Lock Brake System (ABS)	Regenerative Braking System with Anti-Lock Brake System (ABS)	Regenerative Braking System and 4-wheel disc with Anti-Lock Brake System (ABS)	Regenerative Braking System and 4-wheel disc with Anti-Lock Brake System (ABS)
Airbags	Dual-stage front airbags, driver's knee airbag, front-seat side airbags and side-curtain airbags	Dual-stage front airbags, driver's knee airbag, front-seat side airbags and Safety Canopy [®] System with side-curtain airbags	Dual-stage front airbags, driver's knee airbag, front-seat side airbags and Safety Canopy System with side-curtain airbags	Dual-stage front airbags, driver and front-passenger knee airbags, front-seat side airbags and side-curtain airbags	Dual-stage front airbags, driver and front-passenger knee airbags, front-seat side airbags and side-curtain airbags
Length (in.)	172.9 ¹	173.6 ¹	173.6 ¹	191.8	191.8
Wheelbase (in.)	104.3 ¹	104.3 ¹	104.3 ¹	112.2	112.2
Height (in.)	58.2 ¹	63.9 ¹	63.9 ¹	58.0	58.0
Seating capacity	5	5	5	5	5
Track (in.) (F/R)	60.5/59.6 ¹	60.5/60.4 ¹	60.5/60.4 ¹	62.3/62.0	62.3/62.0
Head room (in.) (F/R)	38.3/38.0 ¹	41.0/39.4 ¹	41.0/39.4 ¹	39.2/37.8	39.2/37.8
Leg room (in.) (F/R)	43.1 (max.)/33.2 ¹	43.1 (max.)/36.5 ¹	43.1 (max.)/36.5 ¹	44.3 (max.)/38.3	44.3 (max.)/38.3
Hip room (in.) (F/R)	53.9/52.8 ¹	54.3/51.9 ¹	54.3/51.9 ¹	55.0/54.4	55.0/54.4
Shoulder room (in.) (F/R)	55.6/52.6 ¹	55.9/55.2 ¹	55.9/55.2 ¹	57.8/56.9	57.8/56.9
Passenger volume (cu. ft.)	90.0 ¹	99.7 ¹	99.7 ¹	102.8	102.8
Cargo volume (cu. ft.)	14.2 ^{1,2}	24.5 ^{1,2}	19.2 ^{1,2}	12.0	8.2
Fuel tank capacity (gal.)	—	13.5 ¹	14.0 ¹	14.0	14.0
Base curb weight (lbs.)	3,622	3,607	3,859	3,668	3,986





Focus Electric Hatchback. Ingot Silver. Available equipment.

Small Electric Vehicle Class¹
Model: Hatchback



STANDARD FEATURES

33.5-kWh liquid-cooled lithium-ion battery
84-mph top speed
120-volt convenience charging cable
Audio – Audio System from Sony® with HD Radio™ and 9 speakers
Audio – SiriusXM® Radio with 6-month trial subscription
Brakes – Regenerative Braking System
Combined Charging System (CCS) charge port of 120V, 240V and direct current capability (DC fast charge)
Cruise control
Dual-zone electronic automatic temperature control
Electric power-assisted steering
Engine – 107-kW electric motor
Front-wheel drive (FWD)
High-intensity discharge (HID) headlamps

Intelligent Access with push-button start
MyFord® Mobile with 5-year service agreement
MyKey®
Power door locks
Power windows with one-touch-up/-down feature
Remote start with cabin preconditioning²
Reverse Sensing System
Seat – 6-way manual driver's
Seats – Heated front
SYNC® 3 with 8" color LCD capacitive touchscreen with AppLink®, 911 Assist® and 2 smart-charging USB ports
Transmission – Single-speed automatic
Voice-activated Navigation System
Wheels – 17" Sparkle Silver-painted aluminum
Zero tailpipe emissions

STANDARD SAFETY & SECURITY

3-point shoulder and lap safety belt system for all seating positions, including rear center
AdvanceTrac® electronic stability control
Airbags – Driver's knee, front-seat side and side-curtain
Belt-Minder® front safety belt reminder
Brakes – Power-assisted, 4-wheel disc with Anti-Lock Brake System (ABS)

LATCH – Lower Anchors and Tether Anchors for Children
Personal Safety System™ for driver and front passenger with dual-stage front airbags
Rear view camera
SecuriLock® Passive Anti-Theft System
Tire Pressure Monitoring System (TPMS)

AVAILABLE FEATURE

Leather-trimmed seats with 8-way power driver's seat

DIMENSIONS & CAPACITIES³

EXTERIOR (in.)	
Length	172.9
Wheelbase	104.3
Width (mirrors folded)	74.1
Height	58.2
INTERIOR (in.)	
Front	
Head room	38.3
Leg room (max.)	43.1
Hip room	53.9
Shoulder room	55.6

INTERIOR (in.)	
Rear	
Head room	38.0
Leg room	33.2
Hip room	52.8
Shoulder room	52.6
CAPACITIES (cu. ft.)	
Passenger volume	90.0
Cargo volume behind rear row	14.2
Seating	5

ENGINE³

	107-kW Electric Motor
Horsepower equivalent (hp)	143
Torque equivalent (lb.-ft.)	184

EPA-ESTIMATED FUEL ECONOMY EQUIVALENT^{3,4}

Single-speed automatic transmission	118 city/96 hwy/107 combined MPGe
-------------------------------------	-----------------------------------

EXTERIOR COLORS⁵



INTERIOR COLORS⁵



2018 C-MAX HYBRID



C-MAX Hybrid SE. Magnetic. Available equipment.

Small Hybrid Vehicle Class¹
Models: Hybrid SE, Hybrid Titanium



STANDARD FEATURES

12-volt powerpoints (2)
110-volt power outlet
Active noise control
Advanced lithium-ion battery
Audio – AM/FM stereo/single-CD player with MP3 capability, auxiliary input jack, USB port, 6 speakers and speed-compensated volume
Audio – SiriusXM® Radio with 6-month trial subscription
Brakes – Regenerative Braking System
Daytime running lamps
Dual-zone electronic automatic temperature control
Easy Fuel® capless fuel filler
Electric power-assisted steering
Engine – 2.0L iVCT Atkinson-cycle I-4 HEV with permanent-magnet AC-synchronous electric motor
Front-wheel drive (FWD)
Illuminated glove box

STANDARD SAFETY & SECURITY

Adjustable head restraints
AdvanceTrac® with RSC® (Roll Stability Control™)
Airbags – Dual-stage front, driver's knee, front-seat side, and Safety Canopy® System with side-curtain airbags
Brakes – 4-wheel disc with Anti-Lock Brake System (ABS)
Child-safety rear door locks

AVAILABLE FEATURES

Panoramic fixed-glass roof
SecuriCode™ keyless entry keypad
Stainless steel door-sill scuff plates
SYNC 3 with 8" color LCD capacitive touchscreen with AppLink® 911 Assist® and 2 smart-charging USB ports
Voice-activated Navigation System with SiriusXM Traffic and Travel Link®

Instrumentation – SmartGauge® with EcoGuide
LED signature lighting
Manual tilt/telescoping steering column
Mirrors – Body-color power sideview with integrated turn signal indicators and blind spot mirrors
MyKey®
Outside temperature display
Power windows and door locks
Rear spoiler
Rear-window defroster
Steering wheel with cruise and secondary audio controls
SYNC®
Tire inflator and sealant kit
Transmission – Electronically controlled continuously variable transmission (eCVT)
Wheels – 17" bright Silver-painted aluminum
Wipers – Intermittent front; fixed-intermittent rear

Illuminated Entry System
Perimeter alarm
Rear view camera
Remote Keyless Entry System
SecuriLock® Passive Anti-Theft System
SOS Post-Crash Alert System™
Tire Pressure Monitoring System (TPMS)

FLEET EXCLUSIVE

Engine block heater

AVAILABLE PACKAGES²

Cargo Management Package (96C)
Cold Weather Package (47W)
Exterior Protection Package (90C)
Interior Protection Package (47P)

SE Comfort Package (202A)
SE Driver Assist Package (201A)
Titanium Driver Assist Package (301A)

DIMENSIONS & CAPACITIES³

EXTERIOR (in.)	
Length	173.6
Wheelbase	104.3
Width – Excluding mirrors	72.0
Including mirrors	82.1
Mirrors folded	75.6
Height	63.9
Liftover height	27.7
Cargo rear opening height	28.5
Cargo rear opening width at floor	39.9
INTERIOR (in.)	
Front	
Head room	41.0
Leg room (max.)	43.1
Hip room	54.3
Shoulder room	55.9

INTERIOR (in.)	
Rear	
Head room	39.4
Leg room	36.5
Hip room	51.9
Shoulder room	55.2
CAPACITIES (cu. ft.)	
Passenger volume	99.7
Cargo volume – Behind front row	52.6
Behind rear row	24.5
Fuel (gal.)	13.5
Seating	5

ENGINE³

Combined System Horsepower	188
2.0L iVCT Atkinson-cycle I-4 HEV	
Horsepower (hp @ rpm)	141 @ 6,000
Torque (lb.-ft. @ rpm)	129 @ 4,000


EPA-ESTIMATED RATINGS^{3,4}

2.0L iVCT Atkinson-cycle I-4 HEV	42 city/38 hwy/40 combined mpg
----------------------------------	--------------------------------

EXTERIOR COLORS⁵



INTERIOR COLORS⁵



2018 C-MAX ENERGI



C-MAX Energi SE. Blue. Available equipment.

Small Plug-In Hybrid Vehicle Class¹
Model: C-MAX Energi SE, C-MAX Energi Titanium



STANDARD FEATURES

12-volt powerpoints (2)
110-volt power outlet
120-volt charge cord
Active noise control
Advanced lithium-ion battery
Audio – AM/FM stereo/single-CD player with MP3 capability, auxiliary input jack, 6 speakers and speed-compensated volume
Audio – SiriusXM® Radio with 6-month trial subscription
Brakes – Regenerative Braking System
Daytime running lamps
Dual-zone electronic automatic temperature control
Easy Fuel® capless fuel filler
Electric power-assisted steering
Engine – 2.0L iVCT Atkinson-cycle I-4 PHEV with permanent-magnet AC-synchronous electric motor

STANDARD SAFETY & SECURITY

Adjustable head restraints
AdvanceTrac® with RSC® (Roll Stability Control™)
Airbags – Dual-stage front, driver's knee, front-seat side, and Safety Canopy® System with side-curtain airbags
Brakes – 4-wheel disc with Anti-Lock Brake System (ABS)
Child-safety rear door locks

AVAILABLE FEATURES

Charge cord bag
Panoramic fixed-glass roof
SecuriCode™ keyless entry keypad
Stainless steel door-sill scuff plates
SYNC 3 with 8" color LCD capacitive touchscreen with AppLink® 911 Assist® and 2 smart-charging USB ports

External charge port with LED-illuminated state-of-charge indicator
Front-wheel drive (FWD)
Illuminated glove box
LED signature lighting
Mirrors – Body-color power sideview with integrated turn signal indicators and blind spot mirrors
MyKey®
Outside temperature display
Power windows and door locks
Rear spoiler
SYNC®
Tire inflator and sealant kit
Transmission – Electronically controlled continuously variable transmission (eCVT)
Wheels – 17" bright Silver-painted aluminum
Wipers – Intermittent front; fixed-intermittent rear

Illuminated Entry System
Perimeter alarm
Rear view camera
Remote Keyless Entry System
SecuriLock® Passive Anti-Theft System
SOS Post-Crash Alert System™
Tire Pressure Monitoring System (TPMS)

Voice-activated Navigation System with pinch-to-zoom capability and SiriusXM Traffic and Travel Link®

FLEET EXCLUSIVE

Engine block heater

AVAILABLE PACKAGES²

Cold Weather Package (47W)
Exterior Protection Package (90C)
Interior Protection Package (47P)

SE Comfort Package (402A)
SE Driver Assist Package (401A)
Titanium Driver Assist Package (501A)

DIMENSIONS & CAPACITIES³

EXTERIOR (in.)	
Length	173.6
Wheelbase	104.3
Width – Excluding mirrors	72.0
Including mirrors	82.1
Mirrors folded	75.6
Height	63.9
Liftover height	33.0
Cargo rear opening height	23.0
Cargo rear opening width at floor	40.3
INTERIOR (in.)	
Front	
Head room	41.0
Leg room (max.)	43.1
Hip room	54.3
Shoulder room	55.9

INTERIOR (in.)	
Rear	
Head room	39.4
Leg room	36.5
Hip room	51.9
Shoulder room	55.2
CAPACITIES (cu. ft.)	
Passenger volume	99.7
Cargo volume – Behind front row	42.8
Behind rear row	19.2
Fuel (gal.)	14.0
Seating	5

ENGINE³

Combined System Horsepower	188 (hybrid); 195 operating electricity (plug-in)
2.0L iVCT Atkinson-cycle I-4 PHEV	
Horsepower (hp @ rpm)	141 @ 6,000
Torque (lb.-ft. @ rpm)	129 @ 4,000

EPA-ESTIMATED RATINGS^{3,4,5}

2.0L iVCT Atkinson-cycle I-4 PHEV	
Gas	41 city/38 hwy/39 combined mpg
Hybrid	104 city/87 hwy/95 combined MPGe

EPA-estimated. All-electric driving range is 20 miles. Gas-plus-electric driving range is 570 miles; 14.0-gallon tank.

EXTERIOR COLORS⁶



*Metallic.

INTERIOR COLORS⁶



2018 FUSION HYBRID



Fusion Hybrid SE. Lightning Blue. Available equipment.

Midsized Hybrid Sedan Class¹
Models: Hybrid S, Hybrid SE, Hybrid Titanium, Hybrid Platinum



STANDARD FEATURES

12-volt powerpoints (2)
Audio – AM/FM stereo/single-CD player with MP3 capability and 9 speakers
Brakes – Regenerative Braking System
Cruise control
Dual-zone electronic automatic temperature control
Easy Fuel[®] capless fuel filler
Engine – 2.0L iVCT Atkinson-cycle I-4 HEV with permanent-magnet AC-synchronous electric motor
Front-wheel drive (FWD)
Lithium-ion battery

STANDARD SAFETY & SECURITY

AdvanceTrac[®] electronic stability control
Airbags – Driver and front-passenger knee, front-seat side and side-curtain
Brakes – Power-assisted, 4-wheel disc with Anti-Lock Brake System (ABS)
Individual Tire Pressure Monitoring System (TPMS; excludes spare)
Integrated keyhead transmitter remotes (2)
LATCH – Lower Anchors and Tether Anchors for Children

AVAILABLE FEATURES

Adaptive cruise control with stop-and-go and Pre-Collision Assist with Pedestrian Detection
BLIS[®] (Blind Spot Information System) with cross-traffic alert
Enhanced Active Park Assist System
Heated steering wheel
Intelligent Access with remote start
Power moonroof with universal garage door opener
Premium front and rear floor mats
Rear outboard inflatable safety belts

Mirrors – Power sideview with integrated blind spot mirrors
Push-button start
Rotary gear shift dial
SmartGauge[®] with EcoGuide
SYNC[®] with 4.2" color LCD screen (Hybrid S, Hybrid SE)
SYNC 3 with 8" color LCD capacitive touchscreen with AppLink[®], 911 Assist[®] and 2 smart-charging USB ports (Hybrid Titanium, Hybrid Platinum)
Transmission – Electronically controlled continuously variable (eCVT)

MyKey[®]
Perimeter alarm
Personal Safety System[™] for driver and front passenger with dual-stage front airbags
Rear view camera
Remote Keyless Entry System
SecuriLock[®] Passive Anti-Theft System
SOS Post-Crash Alert System[™]

Reverse Sensing System
Voice-activated Navigation System with SiriusXM[®] Traffic and Travel Link[®] with 5-year subscription

FLEET EXCLUSIVES

[Daytime running lamps \(942\)](#)
[Engine block heater \(41H\)](#)
[Paint protection film by 3M[®] \(66C\)](#)
[SE Fleet Driver Assist Package \(90B\)](#)

AVAILABLE PACKAGES²

Appearance Package (601A)
Driver Assist Package (90A)
Luxury Package (602A)

SE Cold Weather Package (91A)
SE Technology Package (14L)

DIMENSIONS & CAPACITIES

EXTERIOR (in.)	
Length	191.8
Wheelbase	112.2
Width (mirrors folded)	75.2
Height	58.0

INTERIOR (in.)	
Front	
Head room	39.2
Leg room (max.)	44.3
Hip room	55.0
Shoulder room	57.8

INTERIOR (in.)	
Rear	
Head room	37.8
Leg room	38.3
Hip room	54.4
Shoulder room	56.9

CAPACITIES (cu. ft.)	
Passenger volume	102.8
Cargo volume	12.0
Total interior volume	114.8
Fuel (gal.)	13.5
Seating	5

ENGINE³

Combined System Horsepower	188
2.0L iVCT Atkinson-cycle I-4 HEV	
Horsepower (hp @ rpm)	141 @ 6,000
Torque (lb.-ft. @ rpm)	129 @ 4,000

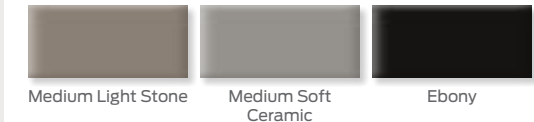
EPA-ESTIMATED RATINGS^{3,4}

2.0L iVCT Atkinson-cycle I-4 HEV	44 city/41 hwy/42 combined mpg
----------------------------------	--------------------------------

EXTERIOR COLORS⁵



INTERIOR COLORS⁵





Fusion Energi Titanium. Shadow Black. Available equipment.

Midsize Plug-in Hybrid Sedan Class¹
Models: Fusion Energi SE, Fusion Energi Titanium, Fusion Energi Platinum



STANDARD FEATURES

- 12-volt powerpoints (2)
- 110-volt power outlet
- Audio – AM/FM stereo/single-CD player with MP3 capability and 11 speakers
- Audio – SiriusXM® Radio with 6-month trial subscription
- Brakes – Regenerative Braking System
- Cruise control
- Dual-zone electronic automatic temperature control
- Easy Fuel® capless fuel filler
- Engine – 2.0L iVCT Atkinson-cycle I-4 PHEV with permanent-magnet AC-synchronous electric motor
- External charge port with LED-illuminated state-of-charge indicator
- Front-wheel drive (FWD)
- Intelligent Access with push-button start
- Lithium-ion battery

- Mirrors – Body-color, power, heated sideview with memory, security approach lamps, auto-dimming driver's side, and integrated turn signal indicators and blind spot mirrors
- MyFord® Mobile
- Remote Start System
- Reverse Sensing System
- Rotary gear shift dial
- Seats – Heated front
- Seats – Leather-trimmed with 10-way power driver's
- SmartGauge® with EcoGuide
- SYNC® 3 with 8" color LCD capacitive touchscreen with Applink® 911 Assist® and 2 smart-charging USB ports
- Transmission – Electronically controlled continuously variable (eCVT)
- Wheels – 17" Premium Luster Nickel-painted

STANDARD SAFETY & SECURITY

- AdvanceTrac® electronic stability control
- Airbags – Driver and front-passenger knee, front-seat side and side-curtain
- Brakes – Power-assisted, 4-wheel disc with Anti-Lock Brake System (ABS)
- Individual Tire Pressure Monitoring System (TPMS; excludes spare)
- Integrated keyhead transmitter remotes (2)
- LATCH – Lower Anchors and Tether Anchors for Children

- MyKey®
- Perimeter alarm
- Personal Safety System™ for driver and front passenger with dual-stage front airbags
- Rear view camera
- Remote Keyless Entry System
- SecuriLock® Passive Anti-Theft System
- SOS Post-Crash Alert System™

AVAILABLE FEATURES

- Adaptive cruise control with stop-and-go and Pre-Collision Assist with Pedestrian Detection
- BLIS® (Blind Spot Information System) with cross-traffic alert
- Enhanced Active Park Assist System
- Heated steering wheel
- Power moonroof with universal garage door opener
- Premium front and rear floor mats

- Rear outboard inflatable safety belts
- Voice-activated Navigation System with SiriusXM Traffic and Travel Link® with 5-year subscription

FLEET EXCLUSIVES

- [Daytime running lamps \(942\)](#)
- [Engine block heater \(41H\)](#)
- [Paint protection film by 3M® \(66C\)](#)

AVAILABLE PACKAGE²

Driver Assist Package (90A)

DIMENSIONS & CAPACITIES

EXTERIOR (in.)	
Length	191.8
Wheelbase	112.2
Width (mirrors folded)	75.2
Height	58.0
INTERIOR (in.)	
Front	
Head room	39.2
Leg room (max.)	44.3
Hip room	55.0
Shoulder room	57.8

INTERIOR (in.)	
Rear	
Head room	37.8
Leg room	38.3
Hip room	54.4
Shoulder room	56.9
CAPACITIES (cu. ft.)	
Passenger volume	102.8
Cargo volume	8.2
Total interior volume	111.0
Fuel (gal.)	14.0
Seating	5

ENGINE³

Combined System Horsepower	188 (charge sustain mode); 195 (charge depletion mode)
2.0L iVCT Atkinson-cycle I-4 PHEV	
Horsepower (hp @ rpm)	141 @ 6,000
Torque (lb.-ft. @ rpm)	129 @ 4,000

EPA-ESTIMATED RATINGS^{3,4,5}

2.0L iVCT Atkinson-cycle I-4 PHEV	
Gas	43 city/41 hwy/42 combined mpg
Hybrid	104 city/91 hwy/97 combined MPGe

EPA-estimated. All-electric driving range is 21 miles. Gas-plus-electric driving range is 610 miles; 14.0-gallon tank.

EXTERIOR COLORS⁶



INTERIOR COLORS⁶



¹Based on Ford segmentation. ²Visit fleet.ford.com for complete package content. ³Based on 2017 model year ratings. ⁴Actual mileage will vary. ⁵MPGe is the EPA equivalent measure of gasoline fuel efficiency for electric mode operation. Range calculation based on www.fueleconomy.gov. Actual range varies with conditions such as external elements, driving behaviors, vehicle maintenance and lithium-ion battery age. ⁶Available on select series. Restrictions may apply. See your dealer for details. ⁷Additional charge. ⁸New for 2018.



	ECOSPORT	ESCAPE		EDGE	EXPLORER		FLEX	EXPEDITION	EXPEDITION MAX
Models	S, SE, SES, Titanium	S, SE, Titanium		SE, SEL, Titanium, Sport	Explorer, XLT, Limited, Sport, Platinum		SE, SEL, Limited	XL, XLT, Limited, Platinum	XL, XLT, Limited, Platinum
Standard engine	1.0L EcoBoost® I-4	2.5L I-4		2.0L EcoBoost I-4		3.5L Ti-VCT V6		3.5L EcoBoost V6	
Horsepower (hp @ rpm) ¹	TBD	168 @ 6,000		245 @ 5,500 ³		290 @ 6,500		TBD	
Torque (lb.-ft. @ rpm) ¹	TBD	170 @ 4,500		275 @ 3,000 ³		255 @ 4,000		TBD	
Available engines	2.0L I-4	1.5L EcoBoost I-4	2.0L EcoBoost I-4	3.5L Ti-VCT V6	2.7L EcoBoost V6	2.3L EcoBoost I-4	3.5L EcoBoost V6	—	
Horsepower (hp @ rpm) ¹	TBD	179 @ 6,000 ³	245 @ 5,500 ³	280 @ 6,500	315 @ 4,750 ³	280 @ 5,600 ³	365 @ 5,500 ³	—	
Torque (lb.-ft. @ rpm) ¹	TBD	177 @ 2,500 ³	275 @ 3,000 ³	250 @ 4,000	350 @ 2,750 ³	310 @ 3,000 ³	350 @ 3,500 ³	—	
Transmission	6-speed automatic	6-speed SelectShift® automatic		6-speed SelectShift automatic		6-speed SelectShift automatic (6-speed automatic available)		6-speed SelectShift automatic	10-speed SelectShift automatic
Drivetrain	Front-wheel drive/Intelligent 4WD	FWD/Intelligent 4WD		FWD/Intelligent AWD		FWD/Intelligent 4WD		FWD/AWD	RWD/4WD
Braking system	4-wheel disc with Anti-Lock Brake System (ABS)	4-wheel disc with Anti-Lock Brake System (ABS)		4-wheel disc with Anti-Lock Brake System (ABS)		4-wheel disc with Anti-Lock Brake System (ABS)		4-wheel disc with Anti-Lock Brake System (ABS)	4-wheel disc with Anti-Lock Brake System (ABS)
Airbags	Dual-stage front airbags, driver and front-passenger knee airbags, front-/rear-seat side airbags and Safety Canopy® System with side-curtain airbags and rollover sensor	Dual-stage front airbags, driver's knee airbag, front-seat side airbags, and Safety Canopy System with side-curtain airbags and rollover sensor		Dual-stage front airbags, driver and front-passenger knee airbags, front-seat side airbags, and Safety Canopy System with side-curtain airbags and rollover sensor		Dual-stage front airbags, front-passenger knee airbag, front-seat side airbags, and 3-row Safety Canopy System with side-curtain airbags and rollover sensor		Dual-stage front airbags, front-seat side airbags, and 3-row Safety Canopy System with side-curtain airbags and rollover sensor	Dual-stage front airbags, front-seat side airbags, and 3-row Safety Canopy System with side-curtain airbags and rollover sensor
Length (in.)	TBD	178.1		188.1		198.3		201.8	221.9
Wheelbase (in.)	TBD	105.9		112.2		112.8		117.9	TBD
Width (including mirrors) (in.)	TBD	81.8		85.8		90.2		88.8	83.6
Height (in.)	TBD	66.3		68.6		70.0		68.0	76.2
Seating capacity	5	5		5		6, 7		6, 7	5, 7, 8
Track (in.) (F/R)	TBD	61.5/61.6		64.8/64.7		67.0/67.0		65.4/65.4	TBD
Head room (in.) (F/R)	TBD	39.9/39.0		40.2/40.3		41.4/40.6 (37.8, 3rd row)		41.8/40.5 (38.7, 3rd row)	40.7/40.0 (37.3, 3rd row)
Leg room (in.) (F/R)	TBD	43.1 (max.)/37.3		42.6 (max.)/40.6		42.9 (max.)/39.5 (33.3, 3rd row)		42.6 (max.)/44.3 (33.3, 3rd row)	41.0 (max.)/41.5 (36.1, 3rd row)
Hip room (in.) (F/R)	TBD	54.5/52.4		55.9/57.5		57.3/56.8 (40.7, 3rd row)		55.5/55.0 (41.1, 3rd row)	62.2/62.6 (51.4, 3rd row)
Shoulder room (in.) (F/R)	TBD	55.9/55.2		60.3/60.5		61.5/61.0 (50.8, 3rd row)		58.4/58.1 (50.8, 3rd row)	64.9/64.9 (64.2, 3rd row)
Passenger volume (cu. ft.)	TBD	98.7		113.9		151.5		155.8	171.9
Cargo volume (cu. ft.) (behind 1st row/2nd row)	TBD	68.0/34.0		73.4/39.2		81.7/43.9 (21.0 ⁴ 3rd row)		83.2/43.2 (20.0 ⁵ 3rd row)	104.6/63.6 (20.9, 3rd row)
Fuel tank capacity (gal.)	TBD	15.7		18.3 (FWD); 19.2 (AWD)		18.6		18.6	25.0
Base curb weight (lbs.)	3,020 (1.0L EcoBoost FWD); 3,300 (2.0L 4WD)	3,542 (2.5L FWD); 3,576 (1.5L EcoBoost FWD); 3,668 (1.5L EcoBoost 4WD); 3,603 (2.0L EcoBoost FWD); 3,755 (2.0L EcoBoost 4WD)		3,928 (FWD); 4,081 (AWD)		4,443 (3.5L FWD); 4,629 (3.5L 4WD); 4,385 (2.3L EcoBoost FWD); 4,556 (2.3L EcoBoost 4WD); 4,901 (3.5L EcoBoost 4WD)		4,439 (3.5L FWD); 4,637 (3.5L AWD); 4,828 (3.5L EcoBoost AWD)	5,365 (4x2); 5,609 (4x4)
Trailer towing (max. lbs.) ²	2,000	3,500		3,500		5,000		4,500	TBD

30 ¹Based on 2017 model year ratings. ²When properly equipped. Restrictions apply. ³Horsepower and torque ratings achieved with 93-octane fuel. ⁴Including rear seat well. ⁵Includes 5.0-cu.-ft. rear cargo well.

ALL-NEW 2018 ECOSPORT



Titanium. Lightning Blue. Available equipment. Pre-production model shown. Available early 2018.

Mini Utilities Class¹
Models: S, SE, SES, Titanium



STANDARD FEATURES

12-volt powerpoints (2)
Audio – AM/FM stereo with MP3 capability (S, SE, SES)
Audio – B&O PLAY™ Premium Audio System by HARMAN (Titanium)
Audio – SiriusXM® Radio (SE, SES, Titanium)
Easy Fuel® capless fuel filler
Engine – 1.0L EcoBoost® I-4 (S, SE, Titanium)
Engine – 2.0L I-4 (SES)
Front-wheel drive (FWD) (S, SE, Titanium)
Intelligent 4WD (SES)
Intelligent Access with push-button start (SE, SES, Titanium)
Mirrors – Power sideview
MyKey®

STANDARD SAFETY & SECURITY

AdvanceTrac® with RSC® (Roll Stability Control™)
Airbags – Driver and front-passenger knee, front-/rear-seat side and Safety Canopy® System with side-curtain airbags and rollover sensor
Battery saver
Brakes – 4-wheel disc with Anti-Lock Brake System (ABS)
Child-safety rear door locks
Head restraints and 3-point safety belts on all 5 seating positions

AVAILABLE FEATURES

Cargo mat
Daytime running lamps
Engine – 2.0L I-4
Floor liners (front and rear)
Fog lamps
Keyless-entry keypad
Intelligent 4WD
Power moonroof with shade
Remote Start System

Power windows and door locks
Remote Keyless Entry System with 2 integrated keyhead transmitter remotes (S)
Seats – Front buckets
Seat – Rear 60/40 split fold-flat bench
Steering wheel-mounted cruise control
SYNC® with 4.2" color LCD screen in center stack and smart-charging USB ports (2) (S)
SYNC 3 with LCD capacitive touchscreen with AppLink®, 911 Assist® and 2 smart-charging USB ports (SE, SES, Titanium)
Tilt/telescoping steering column
Transmission – 6-speed automatic
Wipers – Intermittent front and rear

Illuminated Entry System
LATCH – Lower Anchors and Tether Anchors for Children
Personal Safety System™ for driver and front passenger with dual-stage front airbags
Rear view camera
SecuriLock® Passive Anti-Theft System (S)
SOS Post-Crash Alert System™
Tire Pressure Monitoring System (excludes spare)

Reverse Sensing System
Roof-rack side rails
Roof-rack crossbars
Voice-activated Navigation System
Wheels – 17" Premium Dark-painted stainless machined aluminum

FLEET EXCLUSIVE
Engine block heater

AVAILABLE PACKAGES²

Cargo Management Package (503)
Exterior Protection Package (501)
Interior Protection Package (502)

SE/SES/Titanium Cold Weather Package (475)
SE Convenience Package (47B)

DIMENSIONS & CAPACITIES

EXTERIOR (in.)	
Length	TBD
Wheelbase	TBD
Width – Excluding mirrors	TBD
Including mirrors	TBD
Mirrors folded	TBD
Height (without options)	TBD
Liftover height (curb)	TBD
Cargo rear opening height	TBD
Cargo rear opening width at floor	TBD
INTERIOR (in.)	
Front	
Head room	TBD
Leg room (max.)	TBD
Hip room	TBD
Shoulder room	TBD

INTERIOR (in.)	
Rear	
Head room	TBD
Leg room	TBD
Hip room	TBD
Shoulder room	TBD
CAPACITIES (cu. ft.)	
Cargo volume – Behind front row	TBD
Behind rear row	TBD
Fuel (gal.)	TBD
Seating	5


ENGINES

	1.0L EcoBoost I-4	2.0L I-4
Horsepower (hp @ rpm)	TBD	TBD
Torque (lb.-ft. @ rpm)	TBD	TBD

EXTERIOR COLORS³



INTERIOR COLORS³





Escape Titanium. Lightning Blue. Available equipment.

Small Utilities Class¹
Models: S, SE, Titanium



STANDARD FEATURES

- 4-wheel independent suspension
- 12-volt powerpoints (3) (SE, Titanium)
- 12-volt powerpoints (4) (S)
- Audio – AM/FM stereo/single-CD player with MP3 capability (S, SE)
- Audio – Audio System from Sony® with 10 speakers (Titanium)
- Audio – SiriusXM® Radio with 6-month trial subscription (SE, Titanium)
- Easy Fuel® capless fuel filler
- Engine – 2.5L I-4 (S)
- Engine – 1.5L EcoBoost® I-4 with Auto Start-Stop Technology (SE)
- Front-wheel drive (FWD)
- Intelligent Access with push-button start (Titanium)
- LED taillamps

STANDARD SAFETY & SECURITY

- AdvanceTrac® with RSC® (Roll Stability Control™)
- Airbags – Driver's knee, front-seat side, and Safety Canopy® System with side-curtain airbags and rollover sensor
- Battery saver
- Brakes – 4-wheel disc with Anti-Lock Brake System (ABS)
- Child-safety rear door locks
- Head restraints and 3-point safety belts on all 5 seating positions
- Illuminated Entry System

AVAILABLE FEATURES

- Adaptive cruise control & forward collision warning with brake support
- Engine – 2.0L EcoBoost I-4 with Auto Start-Stop Technology
- Floor liners
- Hands-free foot-activated liftgate
- Intelligent 4-wheel drive (4WD)
- Interior cargo cover
- Power panoramic Vista Roof® with power shade
- Remote Start System
- Roof-rail crossbars
- Voice-activated Navigation System

- Mirrors – Power sideview with integrated blind spot mirrors
- MyKey®
- Power windows and door locks
- Remote Start System (Titanium)
- Seats – Heated front (SE, Titanium)
- Seats – Rear 60/40 split fold-flat bench
- Steering wheel-mounted cruise control
- SYNC® with 4.2" color LCD screen in center stack and smart-charging USB port (S)
- SYNC 3 with 8" color LCD capacitive touchscreen with Applink®, 911 Assist® and 2 smart-charging USB ports (Titanium)
- Tilt/telescoping steering column
- Transmission – 6-speed SelectShift® automatic
- Wipers – Intermittent front; 2-speed rear

- LATCH – Lower Anchors and Tether Anchors for Children
- Perimeter alarm (SE, Titanium)
- Personal Safety System™ for driver and front passenger with dual-stage front airbags
- Rear view camera
- SecuriLock® Passive Anti-Theft System
- SOS Post-Crash Alert System™
- Tire Pressure Monitoring System (excludes spare)
- Traction control

- Wheels – 18" bright-machined aluminum
- Wheels – 19" painted aluminum

- FLEET EXCLUSIVES**
- Cargo Management System I
 - Daytime running lamps (non-configurable; S, SE)
 - Engine block heater
 - Privacy glass on rear doors, quarter windows and liftgate
 - Reverse Sensing System (S, SE)

AVAILABLE PACKAGES²

- 1.5L EcoBoost Class II Trailer Tow Prep Package (534)
- 2.0L EcoBoost Class II Trailer Tow Package (536)
- Safe and Smart Package (66T)
- SE Sport Appearance Package (65Q)

DIMENSIONS & CAPACITIES

EXTERIOR (in.)	
Length	178.1
Wheelbase	105.9
Width – Excluding mirrors	72.4
Including mirrors	81.8
Mirrors folded	75.0
Height (without options)	66.3
Liftover height (curb)	28.0
Cargo rear opening height	31.9
Cargo rear opening width at floor	42.6
INTERIOR (in.)	
Front	
Head room	39.9
Leg room (max.)	43.1
Hip room	54.5
Shoulder room	55.9

ENGINES^{3,4}

	2.5L I-4	1.5L EcoBoost I-4	2.0L EcoBoost I-4
Horsepower (hp @ rpm)	168 @ 6,000	179 @ 6,000	245 @ 5,500
Torque (lb.-ft. @ rpm)	170 @ 4,500	177 @ 2,500	275 @ 3,000

FLEET EXCLUSIVE

Smoker's Package (94B)

INTERIOR (in.)	
Rear	
Head room	39.0
Leg room	37.3
Hip room	52.4
Shoulder room	55.2
CAPACITIES (cu. ft.)	
Cargo volume – Behind front row	68.0
Behind rear row	34.0
Fuel (gal.)	15.7
Seating	5

EXTERIOR COLORS⁵



INTERIOR COLORS⁵





Edge SE. Ingot Silver.

Midsize Utilities Class¹
Models: SE, SEL, Titanium, Sport



STANDARD FEATURES

- 12-volt powerpoints (4)
- Audio – AM/FM stereo/single-CD player with MP3 capability and 6 speakers
- Cargo Management System
- Easy Fuel[®] capless fuel filler
- Engine – 2.0L EcoBoost[®] I-4 (SE, SEL, Titanium)
- Engine – 2.0L EcoBoost I-4 with Auto Start-Stop Technology (SE with FWD)
- Engine – 2.7L EcoBoost V6 all-wheel drive (AWD) (Sport)
- Front-wheel drive (FWD)
- Intelligent Access with push-button start
- Mirrors – Power sideview with integrated blind spot mirrors

STANDARD SAFETY & SECURITY

- Adjustable outboard head restraints
- AdvanceTrac[®] with RSC[®] (Roll Stability Control™) and Curve Control
- Airbags – Driver's knee, glove-box-door-integrated knee, front-seat side, and Safety Canopy[®] System with side-curtain airbags and rollover sensor
- Belt-Minder[®] front safety belt reminder
- Brakes – 4-wheel disc with Anti-Lock Brake System (ABS)
- Child-safety rear door locks
- Height-adjustable front safety belts

AVAILABLE FEATURES

- Adaptive cruise control & forward collision warning with brake support
- Audio – SiriusXM[®] Radio
- BLIS[®] (Blind Spot Information System) with cross-traffic alert
- Dual Headrest DVD by INVISION™²
- Engine – 3.5L Ti-VCT V6
- Enhanced Active Park Assist System with side parking sensors
- Front 180-degree camera with washer
- Front and rear floor liners
- Hands-free foot-activated liftgate
- Heated steering wheel
- HID headlamps
- Intelligent all-wheel drive (AWD)
- Lane-Keeping System
- Power panoramic Vista Roof[®]

- Power windows with front one-touch-up/-down feature
- Seats – Rear 60/40 split fold-flat seat with manually reclining seat backs and folding center armrest with 2 cupholders
- Steering wheel-mounted cruise and audio controls
- SYNC[®] with 4.2" color LCD screen in center stack and smart-charging USB port
- Tilt/telescoping steering column
- Transmission – 6-speed SelectShift[®] automatic
- Wheels – 18" Sparkle Silver-painted aluminum (SE)

- Illuminated Entry System
- Individual Tire Pressure Monitoring System (excludes spare)
- LATCH – Lower Anchors and Tether Anchors for Children
- MyKey[®]
- Personal Safety System™ for driver and front passenger with dual-stage front airbags
- Rear view camera
- SOS Post-Crash Alert System™

- Rear outboard inflatable safety belts
- Remote Start System
- Roof-rack side rails
- Seats – Heated and cooled front
- Seats – Heated rear outboard
- SYNC 3 with 8" color LCD capacitive touchscreen with AppLink[®] 911 Assist[®] and 2 smart-charging USB ports
- Voice-activated Navigation System
- Wheels – 18" polished aluminum
- Wheels – 20" bright-machined aluminum with premium Dark Stainless-painted pockets

FLEET EXCLUSIVES

- Daytime running lamps
- Engine block heater

AVAILABLE PACKAGES³

- Cargo Accessory Package (60A)
- Class II Trailer Tow Prep Package with trailer sway control (53G)
- Cold Weather Package (55C)
- Safe and Smart Package (66D)

- SEL Sport Appearance Package (55S)
- Technology Package (51T, 301A, 302A, 401A)
- Utility Package (65U)

DIMENSIONS & CAPACITIES

EXTERIOR (in.)	
Length	188.1
Wheelbase	112.2
Width – Excluding mirrors	75.9
Including mirrors	85.8
Height	68.6
Liftover height	29.7
Cargo rear opening height	31.3
Cargo rear opening width at floor	46.4
INTERIOR (in.)	
Front	
Head room	40.2
Leg room (max.)	42.6
Hip room	55.9
Shoulder room	60.3

INTERIOR (in.)	
Rear	
Head room	40.3
Leg room	40.6
Hip room	57.5
Shoulder room	60.5
CAPACITIES (cu. ft.)	
Cargo volume – Behind front row	73.4
Behind rear row	39.2
Fuel (gal.)	18.3 (FWD); 19.2 (AWD)
Seating	5

ENGINES

	2.0L EcoBoost I-4	2.7L EcoBoost V6	3.5L Ti-VCT V6
Horsepower (hp @ rpm)	245 @ 5,500 ⁴	315 @ 4,750 ⁴	280 @ 6,500
Torque (lb.-ft. @ rpm)	275 @ 3,000 ⁴	350 @ 2,750 ⁴	250 @ 4,000

EPA-ESTIMATED RATINGS^{5,6}

	2.0L EcoBoost I-4	2.7L EcoBoost V6	3.5L Ti-VCT V6
FWD	20 city/29 hwy/24 combined mpg	–	17 city/26 hwy/20 combined mpg
FWD (w/Auto Start-Stop)	21 city/29 hwy/24 combined mpg	–	–
AWD	20 city/27 hwy/23 combined mpg	17 city/24 hwy/20 combined mpg	17 city/24 hwy/19 combined mpg

EXTERIOR COLORS⁷



INTERIOR COLORS⁷



NEW 2018 EXPLORER



Explorer Platinum. Blue. Pre-production model shown.

Large Utilities Class¹
Models: Explorer, XLT, Limited, Sport, Platinum



STANDARD FEATURES

12-volt powerpoints (4)
Audio – AM/FM stereo/
single-CD player with MP3
capability and 6 speakers
Automatic headlamps
Auxiliary rear climate controls
Configurable daytime
running lamps
Engine – 3.5L Ti-VCT V6
Front-wheel drive (FWD)
Hill start assist
LED headlamps with halogen
reflector high beams

Mirrors – Power, heated
sideview with integrated
blind spot mirrors
MyKey®
Power windows and door locks
with one-touch-down front
window feature
Remote Keyless Entry System
Roof-rack side rails
Seat – 8-way power driver's
Seats – 1st-row buckets
with 2-way adjustable
head restraints

Seats – 2nd-row 60/40 split
fold-flat; 3rd-row 50/50
split fold-flat
Steering wheel-mounted
cruise, audio and 5-way
controls (2)
SYNC® with 4.2" color
LCD screen in center
stack, and media hub with
smart-charging USB port
Trailer sway control
Transmission – 6-speed
SelectShift® automatic

STANDARD SAFETY & SECURITY

AdvanceTrac® with RSC®
(Roll Stability Control™)
and Curve Control
Airbags – Front-passenger
knee, front-seat side, and
3-row Safety Canopy® System
with side-curtain airbags and
rollover sensor
Battery saver with
headlamps-off delay

Brakes – 4-wheel disc with
Anti-Lock Brake System (ABS)
and Curve Control
Illuminated Entry System
LATCH – Lower Anchors and
Tether Anchors for Children
Personal Safety System™ for
driver and front passenger with
dual-stage front airbags
Rear view camera

SecuriLock® Passive
Anti-Theft System
SOS Post-Crash
Alert System™
Tire Pressure Monitoring
System (excludes spare)

AVAILABLE FEATURES

2nd-row console
2nd-row outboard inflatable
safety belts
Adaptive cruise control
and collision warning with
brake support
Ambient lighting
Audio – Audio System from
Sony® with Clear Phase™ and
Live Acoustics,™ HD Radio™
and 12 speakers
Audio – Premium System
with 9 speakers
Audio – SiriusXM® Radio with
6-month trial subscription
Dual Headrest DVD
by INVISION™²
Dual-zone electronic
automatic temperature control
Engine – 2.3L EcoBoost®
I-4 with 6-speed automatic
transmission

Engine – 3.5L EcoBoost V6
with 6-speed SelectShift
automatic transmission
and paddle shifters
Enhanced Active Park
Assist System
Front 180-degree camera
with washer
Hands-free foot-activated
liftgate
Heated steering wheel
Intelligent 4-wheel drive
(4WD) with Terrain
Management System™
and Hill Descent Control™
Intelligent Access with
push-button start
Lane-Keeping System
with lane-keeping aid and
lane-keeping alert
Power-tilt/-telescoping
steering column

Rain-sensing windshield wipers
Reverse Sensing System
Seats – 2nd-row bucket
Seats – Multicontour front
SYNC 3 with 8" color LCD
capacitive touchscreen with
AppLink,® 911 Assist® and
2 smart-charging USB ports
Twin-panel moonroof
Voice-activated
Navigation System
Wheels – 20" polished
aluminum

FLEET EXCLUSIVES

Engine block heater
Non-configurable daytime
running lamps

AVAILABLE PACKAGES³

Class II Trailer Tow Prep Package (52R)
Class III Trailer Tow Package (52T)
Cold Weather Package (65W)
Comfort Package (202A)

Driver-Connect Package (201A, 202A)
Safe and Smart Package (65S)
XLT Sport Appearance Package (65P)
XLT Technology Feature Bundle (65T)

DIMENSIONS & CAPACITIES⁴

EXTERIOR (in.)	
Length	198.3
Wheelbase	112.8
Width – Excluding mirrors	78.9
Including mirrors	90.2
Mirrors folded	82.5
Height	70.0
Minimum running ground clearance	7.8
Liftover height	31.1
Cargo rear opening height	31.0
Cargo rear opening width at floor	46.7
INTERIOR (in.)	
1st Row	
Head room	41.4
Leg room (max.)	42.9
Hip room	57.3
Shoulder room	61.5

INTERIOR (in.)	
2nd Row	
Head room	40.6
Leg room	39.5
Hip room	56.8
Shoulder room	61.0
3rd Row	
Head room	37.8
Leg room	33.3
Hip room	40.7
Shoulder room	50.8
CAPACITIES (cu. ft.)	
Cargo volume – Behind 1st row	81.7
Behind 2nd row	43.9
Behind 3rd row	21.0 ⁵
Fuel (gal.)	18.6
Seating	6, 7

ENGINES⁴

	3.5L TI-VCT V6	2.3L EcoBoost I-4	3.5L EcoBoost V6
Horsepower (hp @ rpm)	290 @ 6,500	280 @ 5,600 ⁶	365 @ 5,500 ⁶
Torque (lb.-ft. @ rpm)	255 @ 4,000	310 @ 3,000 ⁶	350 @ 3,500 ⁶

TRAILER WEIGHT RATINGS⁴

Hitch Class	Max. Load
FWD/4WD Class II	3,000 lbs.
FWD/4WD Class III	5,000 lbs.

Max. weights shown are for properly equipped vehicles with required equipment and a 150-lb. driver. Weight of additional options, equipment, passengers and cargo must be deducted from this weight. For additional information, see your dealer.

EXTERIOR COLORS⁷



INTERIOR COLORS⁷





Flex SE. Ingot Silver. Available equipment.

Large Utilities Class¹
Models: SE, SEL, Limited



STANDARD FEATURES

- 12-volt powerpoints (4)
- Accessory delay
- Audio – AM/FM stereo/single-CD player with MP3 capability and 6 speakers
- Audio – USB port
- Auxiliary audio jack
- Battery Management System
- Cabin air filter
- Electric power-assisted steering
- Engine – 3.5L Ti-VCT V6
- Front-wheel drive (FWD)
- Leather-wrapped steering wheel with audio and 5-way controls
- Mirrors – Black, power, heated, manual-folding sideview with integrated blind spot mirrors
- MyKey®

STANDARD SAFETY & SECURITY

- AdvanceTrac® with RSC® (Roll Stability Control™)
- Airbags – Front-seat side, and 3-row Safety Canopy® System with side-curtain airbags and rollover sensor
- Brakes – 4-wheel disc with Anti-Lock Brake System (ABS)
- Illuminated Entry System
- LATCH – Lower Anchors and Tether Anchors for Children
- Perimeter alarm

- Power windows and door locks with one-touch -up/-down driver's side window feature
- Privacy glass (2nd row, 3rd row and liftgate)
- Reverse Sensing System
- Seats – 1st-row cloth buckets with 6-way power driver and 4-way manual front-passenger seat with fold-flat seat back
- Seats – 2nd-row 60/40 split bench with autofold on smaller section
- Seats – 3rd-row manual fold-flat-into-floor 50/50 split bench
- SYNC® with 4.2" color LCD screens in instrument cluster and center stack, AppLink® and 911 Assist®
- Transmission – 6-speed SelectShift® automatic
- Wheels – 17" painted aluminum
- Wiper-activated headlamps

AVAILABLE FEATURES

- 2nd-row outboard inflatable safety belts
- Adaptive cruise control & forward collision warning with brake support
- All-weather floor mats
- All-wheel drive (AWD)
- Audio – SiriusXM® Radio
- BLIS® (Blind Spot Information System) with cross-traffic alert
- Contrasting roof color
- Engine – 3.5L EcoBoost® V6 with all-wheel drive (AWD)
- Heated steering wheel
- Multipanel Vista Roof®
- Power liftgate

- Power-tilt/-telescoping steering column
- Roof-rack side rails
- Seats – 2nd-row 40/40 reclining
- Seats – Leather-trimmed
- SYNC 3 with 8" color LCD capacitive touchscreen with AppLink, 911 Assist and 2 smart-charging USB ports
- Voice-activated Navigation System
- Wheels – 20" bright-painted aluminum with P255/45R20 all-season BSW tires
- Wheels – 20" polished aluminum with P255/45R20 all-season BSW tires

FLEET EXCLUSIVE
Engine block heater (41H)

AVAILABLE PACKAGES²

- Appearance Package (86P)
- Class III Trailer Tow Package (53G)

DIMENSIONS & CAPACITIES

EXTERIOR (in.)	
Length	201.8
Wheelbase	117.9
Width – Excluding mirrors	75.9
Including mirrors	88.8
Mirrors folded	80.1
Height (excluding options)	68.0
Liftover height (curb)	29.6
Cargo rear opening height	31.1
Cargo rear opening width at floor	38.9
INTERIOR (in.)	
1st Row	
Head room	41.8
Leg room (max.)	42.6
Hip room	55.5
Shoulder room	58.4

INTERIOR (in.)	
2nd Row	
Head room	40.5
Leg room	44.3
Hip room	55.0
Shoulder room	58.1
3rd Row	
Head room	38.7
Leg room	33.3
Hip room	41.1
Shoulder room	50.8
CAPACITIES (cu. ft.)	
Cargo volume – Behind 1st row	83.2
Behind 2nd row	43.2
Behind 3rd row	20.0 ³
Fuel (gal.)	18.6
Seating	6, 7

ENGINES⁴

	3.5L Ti-VCT V6	3.5L EcoBoost V6
Horsepower (hp @ rpm)	287 @ 6,500	365 @ 5,500 ⁵
Torque (lb.-ft. @ rpm)	254 @ 4,000	350 @ 3,500 ⁵

EPA-ESTIMATED RATINGS^{4,6}

	3.5L Ti-VCT V6	3.5L EcoBoost V6
FWD	16 city/23 hwy/ 19 combined mpg	–
AWD	16 city/22 hwy/ 18 combined mpg	15 city/21 hwy/ 17 combined mpg

EXTERIOR COLORS⁷



*Metallic.

INTERIOR COLORS⁷



ALL-NEW 2018 EXPEDITION/MAX



Expedition Platinum. Magnetic. Available equipment. Pre-production model shown.

Extended Utilities Class¹
Models: XL (Fleet Exclusive), XLT, Limited, Platinum



STANDARD FEATURES

3.15 non-limited-slip rear axle (Expedition 4x2: XL, XLT, Limited)
3.31 non-limited-slip rear axle (4x2: XL MAX, XLT MAX, Limited MAX and Platinum MAX; 4x4: all models)
12-volt powerpoints (4)
Air conditioning with rear auxiliary controls
Audio – AM/FM stereo/single-CD player with MP3 capability and 6 speakers
Class IV trailer hitch
Easy Fuel[®] capless fuel filler
Electric power-assisted steering
Engine – 3.5L EcoBoost[®] V6 with Auto Start-Stop Technology
Halogen headlamps with rainlamp
Keyless entry with push-button start
Mirror – Auto-dimming rearview
Mirrors – Power, heated sideview with security approach lamps

STANDARD SAFETY & SECURITY

3-point safety belts for all seating positions
AdvanceTrac[®] with RSC[®] (Roll Stability Control™)
Airbags – Dual-stage front
Airbags – Front-seat side
Airbags – 3-row Safety Canopy[®] System with side-curtain airbags and rollover sensor
Belt-Minder[®] front safety belt reminder
Brakes – 4-wheel disc with Anti-Lock Brake System (ABS)
Individual Tire Pressure Monitoring System (excludes spare)

AVAILABLE FEATURES

3.73 limited-slip rear axle
Adaptive cruise control with stop-and-go
BLIS[®] (Blind Spot Information System)
ControlTrac[®] 4-Wheel-Drive (4WD) System
Dual-Headrest Rear-Seat Entertainment System
Enhanced Active Park Assist System with side parking sensors
Hands-free foot-activated liftgate
Lane-Keeping System
Panoramic Vista Roof[®]
Power-deployable running boards
Remote Start System

MyKey[®]
Power windows and door locks with one-touch -up/-down driver's side window feature
Rear-wheel drive (RWD)
Rotary gear shift dial
Seats – 1st-row buckets with recline and 6-way power driver's with power lumbar support; 2nd-row 40/20/40 split (CenterSlide[®]) with recline; and 3rd-row PowerFold[®] (XLT, Limited, Platinum; available on XL)
SYNC[®] (XL, XLT)
SYNC 3 with 8" LCD capacitive touchscreen with AppLink[®], 911 Assist[®] and 2 smart-charging USB ports (Limited, Platinum; available on XLT)
Tilt/telescoping steering column
Tow hooks (4x4)
Transmission – 10-speed SelectShift[®] automatic

LATCH – Lower Anchors and Tether Anchors for Children
Perimeter alarm
Rear view camera with washer
SecuriCode™ keyless entry keypad
SecuriLock[®] Passive Anti-Theft System
SOS Post-Crash Alert System™
Traction control
Trailer sway control

Seats – 2nd-row buckets
Voice-activated touchscreen with tip-and-slide feature Navigation System
Wheels – 22" polished aluminum

FLEET EXCLUSIVES

Daytime running lamps (942)
Engine block heater (41H)
Fleet Convenience Package (XL) (50C)
Running boards (SSV) (18B)
SSV Package (102A)

AVAILABLE PACKAGES²

Cargo Package (96C)
Connectivity Package (202A, 300A, 301A, 302A)
Driver Assistance Package (66D, 301A, 302A)

FX4 Off-Road Package (17F)
Heavy-Duty Trailer Tow Package (536)

DIMENSIONS & CAPACITIES

EXTERIOR (in.)	Expedition	Expedition MAX
Length	210.0	221.9
Wheelbase	TBD	TBD
Width – Excluding mirrors	81.6	81.6
Including mirrors	83.6	83.6
Mirrors folded	TBD	TBD
Height	76.5	76.2
Minimum running ground clearance	TBD (4x2); TBD (4x4)	TBD (4x2); TBD (4x4)
Liftover height	TBD (4x2); TBD (4x4)	TBD
Cargo rear opening height	TBD	TBD
Cargo rear opening width at floor	TBD	TBD
INTERIOR (in.)		
1st Row		
Head room	40.7	40.7
Leg room (max.)	41.0	41.0
Hip room	62.2	62.2
Shoulder room	64.9	64.9

INTERIOR (in.)	Expedition	Expedition MAX
2nd Row		
Head room	40.0	40.0
Leg room	41.5	42.6
Hip room	62.6	62.6
Shoulder room	64.9	64.8
3rd Row		
Head room	37.3	37.4
Leg room	36.1	36.1
Hip room	51.4	51.4
Shoulder room	64.2	64.3
CAPACITIES (cu. ft.)		
Cargo volume –		
Behind 1st row	104.6	121.4
Behind 2nd row	63.6	79.6
Behind 3rd row	20.9	36.0
Fuel (gal.)	25.0	30.0
Seating	5, 7, 8	7, 8

TRAILER WEIGHT RATINGS³

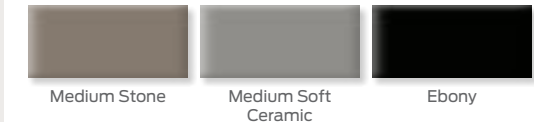
Hitch Class	Expedition	Max. Load	Expedition MAX
4x2 Class IV	TBD lbs.		TBD lbs.
4x4 Class IV	TBD lbs.		TBD lbs.

Max. weights shown are for properly equipped vehicles with required equipment and a 150-lb. driver. Weight of additional options, equipment, passengers and cargo must be deducted from this weight. For additional information, see your dealer. Cargo and load capacity limited by weight and weight distribution.

EXTERIOR COLORS⁴



INTERIOR COLORS⁴





	F-150			SUPER DUTY® F-250/350/450 PICKUP ³		SUPER DUTY F-350/450/550 CHASSIS CAB ³		SUPER DUTY F-650/750	
Trims	XL, XLT, LARIAT, KING RANCH, PLATINUM, LIMITED, RAPTOR			XL, XLT, LARIAT, KING RANCH, PLATINUM		XL, XLT, LARIAT		—	
Cabs/Configurations	Regular Cab, SuperCab, SuperCrew®			Regular Cab, SuperCab, Crew Cab		Regular Cab, SuperCab, Crew Cab		Regular Cab, SuperCab, Crew Cab	
Engine	3.3L TI-VCT V6 FFV			6.2L V8 FFV		6.2L V8 FFV ⁴		6.8L Triton® V10 gas	
Horsepower (hp @ rpm)¹	TBD			385 @ 5,750		385 @ 5,750		320 @ 3,900	
Torque (lb.-ft. @ rpm)¹	TBD			430 @ 3,800		430 @ 3,800		460 @ 3,000	
Available engines	2.7L EcoBoost® V6 gas	3.5L EcoBoost V6 gas	5.0L TI-VCT V8 FFV	6.7L Power Stroke® V8 Turbo Diesel		6.8L V10 gas ⁵		6.7L Power Stroke V8 Turbo Diesel ⁶	
Horsepower (hp @ rpm)¹	TBD	TBD	TBD	440 @ 2,800		288 @ 4,000		330 @ 2,600	
Torque (lb.-ft. @ rpm)¹	TBD	TBD	TBD	925 @ 1,800–2,000		424 @ 3,000		750 @ 2,000	
Transmission	6-speed SelectShift® automatic with selectable drive modes (3.3L engine only)			TorqShift® Heavy-Duty 6-speed SelectShift automatic		TorqShift Heavy-Duty 6-speed SelectShift automatic		TorqShift Heavy-Duty 6-speed SelectShift automatic	
Available transmissions	10-speed SelectShift automatic with selectable drive modes and progressive range select (not available with the 3.3L engine)			—		—		—	
Braking system	4-wheel vented disc with Anti-Lock Brake System (ABS)			4-wheel vented disc with Anti-Lock Brake System (ABS)		4-wheel vented disc with Anti-Lock Brake System (ABS)		Anti-Lock Brake System (ABS)	
Airbags	Dual-stage driver and right-front-passenger front, front-seat side and Safety Canopy® System			Driver and right-front-passenger front, front-seat side and Safety Canopy System		Driver and right-front-passenger front, front-seat side and Safety Canopy System		—	
Seating capacity	2, 3, 5, 6			2, 3, 5, 6		2, 3, 5, 6		1, 2, 3, 5, 6	
Cargo capacity (cu. ft.)	52.8 (5½' box), 62.3 (6½' box), 77.4 (8' box)			65.4 (6¾' box), 78.5 (8' box)		—		—	
Fuel tank capacity (gal.)	23.0, 36.0			29.0, 34.0, 48.0		26.5, 40.0, 66.5		50.0–115.0	
Max. payload (lbs.)^{1,2}	TBD			7,630		Per application		Per application	
Max. trailer towing (lbs.)^{1,2}	TBD			32,500		Per application		Per application	
GVWR (lbs.)^{1,2}	TBD			9,900–14,000		11,100–19,500		20,500–37,000	
GCWR (lbs.)^{1,2}	TBD			19,500–41,800		19,500–40,000		37,000–50,000 ⁷	
Wheelbase (in.)	122.4–163.7			141.6–176.0		145.3–205.3		146.0–281.0	
Overall length (in.)	209.3–250.5			231.8–266.2		230.7–290.7		225.0–441.0	
Wheel size (in.)	17, 18, 20, 22			17, 18, 19.5, 20		17, 18, 19.5		19.5, 22.5 (F-650), 22.5 (F-750)	



NEW 2018 F-150



F-150 LARIAT SuperCrew.® Ingot Silver. Available equipment.

Full-Size Pickup Class^{1,2}
Models: XL, XLT, LARIAT, KING RANCH,® PLATINUM, LIMITED, RAPTOR



STANDARD FEATURES

23.0-gal. fuel tank capacity
2-speed automatic 4WD (4x4 LARIAT and above)
Auto Start-Stop Technology
Black vinyl floor covering (XL)
Cargo box tie-downs (4)
Configurable daytime running lamps
Electronic shift-on-the-fly (ESOF) (4x4 XL, XLT)
Engine – 3.3L Ti-VCT V6³
Engine – 2.7L EcoBoost® V6³
Engine – 5.0L Ti-VCT V8 FFV³
Mirrors – Power sideview (XL 101A and above)

Power windows and door locks (XL 101A and above)
Quick-release tailgate with lock
Seat – Front 40/20/40 split
SYNC® with 4.2" color LCD screen (XL 101A, XLT)
SYNC 3 with 8" color LCD capacitive touchscreen with Applink®, 911 Assist® and 2 smart-charging USB ports (LARIAT and above)
Transmission – 6-speed SelectShift® automatic with selectable drive modes (3.3L engine)
Transmission – 10-speed SelectShift automatic with selectable drive modes (2.7L, 5.0L and 3.5L engines)

STANDARD SAFETY & SECURITY

AdvanceTrac® with RSC® (Roll Stability Control™) and Curve Control
Airbags – Dual-stage driver and right-front-passenger front
Airbags – Front-seat side
Airbags – Safety Canopy® System with side-curtain airbags and rollover sensor
Brakes – 4-wheel vented disc with Anti-Lock Brake System (ABS)
MyKey® (XL 101A and above)

Personal Safety System™ for driver and right-front passenger
Remote Keyless Entry System (XL 101A and above)
SecuriLock® Passive Anti-Theft System
SOS Post-Crash Alert System™
Tire Pressure Monitoring System (TPMS; excludes spare)
Trailer sway control

AVAILABLE FEATURES

36.0-gal. extended-range fuel tank
Black vinyl floor covering (XLT)
BoxLink™ with 4 premium locking cleats
Class IV Trailer Hitch
Engine – 2.7L EcoBoost V6³
Engine – 3.5L EcoBoost V6
Engine – 5.0L Ti-VCT V8 FFV³
Fog lamps
Ford Telematics™ powered by Telogis®⁴
Integrated trailer brake controller
Plastic drop-in bedliner
Rear view camera with dynamic hitch assist
Reverse Sensing System
Snow plow prep
Spray-in bedliner

Stowable bed extender
SYNC
SYNC Connect
Tailgate step

FLEET EXCLUSIVES

Backup Alarm System
Black step bars (XLT)
Engine block heater
Flex Fuel badge
LED warning strobes
LT245/70R17E BSW all-terrain tires
Non-configurable daytime running lamps
Skid plates (4x4)

AVAILABLE PACKAGES⁵

2.7L EcoBoost Payload Package (622)
CNG/Propane Gaseous Engine Prep Package (98G) (requires 5.0L engine)
FX4 Off-Road Package (55A)
Heavy-Duty Payload Package (627)
Trailer Tow Package (53A)
Max. Trailer Tow Package (53C)
Snow Plow Prep Package (68P)
STX Appearance Package (61S)
XL Chrome Package (86A)

XL Power Equipment Group (85A)
XL Sport Package (861)
XLT Chrome Package (86B)
XLT Power Equipment Group (68X)
XLT Sport Package (862)

FLEET EXCLUSIVE

XL Special Service Vehicle (SSV) Package (66S) (requires 5.0L V8 or 3.5L EcoBoost engine)

CARGO AREA

CARGO AREA (in.)	5½' Styleside Box	6½' Styleside Box	8' Styleside Box
Length at floor	67.1	78.9	97.6
Width at wheelhouse	50.6	50.6	50.6
Max. width inside box	65.2	65.2	65.2
Volume (cu. ft.)	52.8	62.3	77.4

ENGINES

ENGINE	Transmission (with tow/haul mode)	Horsepower (hp @ rpm)	Torque (lb.-ft. @ rpm)
3.3L Ti-VCT V6	6-speed automatic	TBD	TBD
2.7L EcoBoost V6	10-speed automatic	TBD	TBD
3.5L EcoBoost V6	10-speed automatic	TBD	TBD
5.0L Ti-VCT V8 FFV	10-speed automatic	TBD	TBD

DIMENSIONS & CAPACITIES

DIMENSIONS (in.)	Regular Cab		SuperCab		SuperCrew	
	6½' Box	8' Box	6½' Box	8' Box	5½' Box	6½' Box
Wheelbase	4x2/4x4 122.4	141.1	145.0	163.7	145.0	156.8
Length	4x2/4x4 209.3	227.9	231.9	250.5	231.9	243.7
Height	4x2/4x4 75.5/76.9	75.1/76.9	75.5/77.2	75.5/77.0	75.6/77.2	75.7/77.3
Width (excluding mirrors)	4x2/4x4 79.9	79.9	79.9	79.9	79.9	79.9
CAPACITIES						
Passenger volume (cu. ft.)	Total 64.6	64.6	116.0	116.0	131.8	131.8
Cargo volume behind 1st row	12.1	12.1	31.6	31.6	51.9	51.9
Fuel capacity (gal.)	std./opt. 23.0	23.0/36.0	23.0/36.0	23.0/36.0	23.0/36.0	23.0/36.0

Dimensions and capacities shown may vary due to optional features and/or production variability.

EXTERIOR COLORS³



INTERIOR COLORS³





FLEX FUEL

6.7L POWER STROKE TURBO DIESEL

F-250 XLT Crew Cab. Magnetic. Available equipment.

F-250/F-350/F-450

Large Pickup Class¹
Models: XL, XLT, LARIAT, KING RANCH®, PLATINUM



STANDARD FEATURES

- 4-/7-pin trailer tow connector
- Built Ford Tough® trailer hitch receiver
- Engine – 6.2L 2-valve V8 FFV (F-250, F-350)
- Engine – 6.7L Power Stroke® V8 Turbo Diesel (B20-capable) (F-450)
- Fail-Safe Engine Cooling System (gas engine)
- Front stabilizer bar
- Hill start assist

- Integrated trailer brake controller (XL DRW, XLT, LARIAT)
- MyKey®
- Pickup box and cargo area lamps
- Stationary elevated idle control (SEIC)²
- SYNC® (XLT, LARIAT)
- Transmission – TorqShift® Heavy-Duty 6-speed SelectShift® automatic

STANDARD SAFETY & SECURITY

- AdvanceTrac® with RSC® (Roll Stability Control™)
- Airbags – Driver and right-front-passenger front
- Airbags – Front-seat side
- Airbags – Safety Canopy® System with roll-fold side-curtain airbags
- Brakes – 4-wheel vented disc with Anti-Lock Brake System (ABS)

- Passenger airbag deactivation switch (Regular Cab and SuperCab)
- SecuriLock® Passive Anti-Theft System
- SOS Post-Crash Alert System™
- Tire Pressure Monitoring System (TPMS; excludes spare) (F-250, F-350)
- Trailer sway control

AVAILABLE FEATURES

- 5th-wheel and gooseneck hitch kits
- 110-volt/400-watt power outlet
- Alternator upgrades
- BLIS® (Blind Spot Information System) with cross-traffic alert and trailer coverage
- BoxLink™ with 4 premium locking cleats
- Dual alternators (diesel engine)
- Electronic shift-on-the-fly (ESOF)
- 4-Wheel-Drive System with manual locking hubs
- Engine – 6.7L Power Stroke V8 Turbo Diesel (F-250, F-350)
- Engine block heater
- Ford Telematics™ powered by Telogis®³
- LED box lighting
- LED sideview mirror spotlights
- Medium-duty battery
- Mirrors – PowerScope® trailer tow
- Operator Commanded Regeneration
- Rear CHMSL camera
- Rear view camera
- Reverse Sensing System
- SYNC 3

- Tough Bed® spray-in bedliner
- Trailer brake controller with Smart Trailer Tow Connector
- Alternator upgrades
- Transfer case and fuel tank skid plates (4x4)
- Transmission – Mobile and stationary mode power takeoff (PTO) provision
- Ultimate Trailer Tow Camera System
- Upfitter interface module
- Upfitter switches (6)

FLEET EXCLUSIVES

- 65-mph speed limitation
- 75-mph speed limitation
- Air conditioning delete
- Cruise control (XL)
- Daytime running lamps
- Power-adjustable pedals
- SYNC (XL)
- Tire Pressure Monitoring System delete (>10,000 lbs. GVWR)
- XL Decor Group

AVAILABLE PACKAGES⁴

- 5th-wheel/Gooseneck Trailer Tow Prep Package (53W)
- 6.2L CNG/Propane Gaseous Engine Prep Package (F-250, F-350) (98F)
- 9,900-lb. GVWR Package (F-250) (68D)
- 10,000-lb. GVWR Package (F-350 SRW) (68D)
- 11,400-lb. GVWR Package (F-350 SRW) (68L)
- Camper Package (471)
- F-250 High-Capacity Trailer Tow Package (535)
- FX4 Off-Road Package (17X)
- Heavy-Service Front Suspension Package (67H)

- Heavy-Service Package for Pickup Box Delete (F-250, F-350 SRW) (63R)
- Pickup Box Delete (66D)
- Power Equipment Group (XL) (90L)
- Rear View Camera and Prep Kit (872)
- Snow Plow Prep Package (473)
- XL Value Package (96V)
- XLT Driver Assistance Package (96D)
- XLT Premium Package (17P)
- XLT Value Package (17V)

CARGO AREA

CARGO AREA (in.)	6¾' Box	8' Box
Length at floor	81.9	98.1
Width at wheelhouse	50.5	50.5
Max. width inside box	66.9	66.9
Volume (cu. ft.)	65.4	78.5

ENGINES

	6.2L 2-valve V8 FFV	6.7L Power Stroke V8 Turbo Diesel
Battery	12-volt, 650-CCA/72-amp-hr	Dual 12-volt, 750-CCA/78-amp-hr
Alternator	12-volt, 750-CCA/78-amp-hr (not available on XL)	175-amp (single 175-amp or dual 175 + 157-amp)
Horsepower (hp @ rpm)	385 @ 5,750	440 @ 2,800
Torque (lb.-ft. @ rpm)	430 @ 3,800	925 @ 1,800–2,000
Recommended fuel	Regular unleaded or E85	Ultra-Low-Sulfur Diesel or B20 (containing 20% or less biodiesel)

DIMENSIONS & CAPACITIES

DIMENSIONS (in.)	Regular Cab 8' Box	SuperCab		Crew Cab		
		6¾' Box	8' Box	6¾' Box	8' Box	
Wheelbase	141.6	148.0	164.2	159.8	176.0	
Length	231.8	238.2	254.4	250.0	266.2	
Height	4x2/4x4 77.9/81.1	78.4/81.5	78.1/81.4	78.3/81.5	78.0/81.3	
Width (excluding mirrors)	SRW/DRW 80.0/96.0	80.0/–	80.0/96.0	80.0/–	80.0/96.0	
CAPACITIES						
Passenger volume (cu. ft.)	Total 64.6	116.0	116.0	131.8	131.8	
Cargo volume behind 1st row	11.6	31.6	31.6	52.1	52.1	
Fuel capacity (gal.)	gas/diesel 34.0/29.0	34.0/29.0	34.0/34.0	34.0/34.0	48.0/48.0	
Payload⁵ (lbs.)	4x2/4x4 7,630/7,160	4,250/4,620	7,200/6,780	4,200/4,470	6,950/6,540	


Dimensions and capacities shown may vary due to optional features and/or production variability.

EXTERIOR COLORS⁶



*Metallic.

INTERIOR COLORS⁶





FLEX FUEL

6.7L POWER STROKE TURBO DIESEL

F-350 XL Crew Cab, Oxford White. Available and aftermarket upfit equipment.

F-350/F-450/F-550

Chassis Cab Class¹
Models: XL, XLT, LARIAT



STANDARD FEATURES

- 7-wire trailer tow harness (blunt-cut and labeled)
- 26.5-gal. fuel tank capacity (SRW)
- 40.0-gal. fuel tank capacity (DRW)
- Engine – 6.2L 2-valve V8 FFV (F-350 SRW/DRW)
- Engine – 6.8L 3-valve V10 gas (F-450/F-550 XL, XLT)
- Engine – 6.7L Power Stroke® V8 Turbo Diesel (B20-capable) (F-450/F-550 LARIAT)
- Fail-Safe Engine Cooling System (gas engines)
- Front tow hooks (2)
- Front twin-coil monobeam suspension (F-350 4x4, F-450, F-550)

- Front Twin-I-Beam with coil spring suspension (F-350 4x2)
- Hill start assist
- Mirrors – Manually telescoping trailer tow (XL, XLT)
- Stationary elevated idle control (SEIC)²
- SYNC® (XLT, LARIAT)
- Transmission – TorqShift® Heavy-Duty 6-speed SelectShift® automatic
- Upfitter switches (6)

STANDARD SAFETY & SECURITY

- AdvanceTrac® with RSC® (Roll Stability Control™)
- Airbags – Driver and right-front-passenger front
- Airbags – Front-seat side
- Airbags – Safety Canopy® System with roll-fold side-curtain airbags
- Brakes – 4-wheel vented disc with Anti-Lock Brake System (ABS)
- Passenger airbag deactivation switch (Regular Cab and SuperCab)

- SecuriLock® Passive Anti-Theft System
- Side-intrusion door beams
- SOS Post-Crash Alert System™
- Tire Pressure Monitoring System (TPMS; excludes spare) (F-250, F-350)
- Trailer sway control

AVAILABLE FEATURES

- 26.5-gal. midship fuel tank
- 110-volt/400-watt power outlet
- Aft-of-axle frame extension
- Carpet delete
- Dual diesel fuel tanks (40.0-gal. aft-of-axle; 26.5-gal. midship)
- Electronic shift-on-the-fly (ESOF) 4-Wheel-Drive System with manual locking hubs
- Engine – 6.7L Power Stroke V8 Turbo Diesel
- Ford Telematics™ powered by Telogis®³
- LED sideview mirror spotlights
- Medium-duty battery
- Mirrors – PowerScope® trailer tow
- Operator Commanded Regeneration (with diesel engine)

- Trailer brake controller with Smart Trailer Tow Connector
- Transmission – Mobile and stationary mode power takeoff (PTO) provision
- Upfitter interface module

FLEET EXCLUSIVES

- 65-mph speed limitation
- 75-mph speed limitation
- Cruise control
- Non-configurable daytime running lamps
- Power-adjustable pedals
- Tire Pressure Monitoring System delete (F-350 SRW >10,000 lbs. GVWR)

AVAILABLE PACKAGES⁴

- 6.2L CNG/Propane Gaseous Engine Prep Package (F-350) (98F)
- 16,000-lb. GVWR Package (68L)
- Heavy-Service Front Suspension Package (67H)
- Extra-Heavy-Service Front Suspension Package (67X)
- LARIAT Value Package (96L)
- Low Deflection Package (86S)
- Payload Downgrade Package (68D)
- Payload Upgrade Package (68U)
- Payload Plus Upgrade Package (68M)
- Power Equipment Group (90L)
- Rear View Camera and Prep Kit (76D)

- Snow Plow Prep Package (473)
- Trailer Tow Package (531)
- Trailer Tow High-Capacity Package (535)
- XL Decor Group (17F)
- XL Value Package (96V)
- XLT Value Package (17V)

FLEET EXCLUSIVES

- Ambulance Prep Package (47A/47L)
- Fire/Rescue Prep Package (47J)

CAB-TO-AXLE AVAILABILITY (in.)

Cab-to-axle	Regular Cab				SuperCab		Crew Cab	
	60.0	84.0	108.0	120.0	60.0	84.0	60.0	84.0
Wheelbase	145.3	169.3	193.3	205.3	167.9	191.9	179.8	203.8

CAPACITIES

Passenger volume (cu. ft.)	Total	Regular Cab	SuperCab	Crew Cab
		64.6	116.0	131.8
Cargo volume behind 1st row		11.6	31.6	52.1
Fuel capacity (gal.)	SRW	26.5, 40.0	26.5, 40.0	26.5, 40.0
	DRW	40.0, 66.5	40.0, 66.5	40.0, 66.5


ENGINES

	6.2L 2-valve V8 FFV	6.8L 3-valve V10 Gas	6.7L Power Stroke V8 Turbo Diesel
	Battery	12-volt, 650-CCA/72-amp-hr (XL) 12-volt, 750-CCA/78-amp-hr (XLT, LARIAT)	12-volt, 750-CCA/78-amp-hr
Alternator	200-amp (XL, XLT) 240-amp (LARIAT)	240-amp	220-amp (single 220-amp; optional: 175 + 157-amp or 220 + 157-amp)
Horsepower (hp @ rpm)	385 @ 5,750	288 @ 4,000	330 @ 2,600
Torque (lb.-ft. @ rpm)	430 @ 3,800	424 @ 3,000	750 @ 2,000
Recommended fuel	Regular unleaded or E85	Regular unleaded	Ultra-Low-Sulfur Diesel or B20 (containing 20% or less biodiesel)

EXTERIOR COLORS⁵



INTERIOR COLORS⁵




2018 SUPER DUTY® F-650/F-750 GAS



F-650 SuperCab. Shadow Black. Available and aftermarket upfit equipment.

Class 6-7 Conventional Chassis Cabs¹



STANDARD FEATURES

- 50.0-gal. fuel tank capacity (Regular Cab, SuperCab)
- 60.0-gal. fuel tank capacity (Crew Cab)
- Air conditioning – Manual with integral heater and defroster
- Alternator – Extra-heavy-duty, 175-amp, 12-volt, brushless, pad-mounted
- Battery – 900-amp (CCA), 12-volt, Motorcraft®
- Bumper – Front: full-width, black
- Engine – 6.8L Triton® 3-valve V10 gas
- Exhaust – Single, horizontal, catalytic converter, frame-mounted right side back of cab; downward-facing outlet tip
- Frame-mounted body-builder wiring at back of cab
- Grille – Black-painted plastic (not available with frame extension)

STANDARD SAFETY & SECURITY

- Belt-Minder® front safety belt reminder
- Brakes – Bosch® Hydro-Max® hydraulic brake system

AVAILABLE FEATURES

- 7-way trailer connection socket, mounted at rear of frame, for combined trailer stop/tail/turn/marker light circuits
- 7-way trailer connection socket, mounted at rear of frame, for separate trailer stop/tail/turn/marker light circuits
- 60.0-gal. fuel tank placement single rectangular steel, frame-mounted on left side (Regular Cab and SuperCab)
- 65- and 70-mph speed limitations
- Alternator – 240-amp, 12-volt
- Batteries – 900 CCA, 12-volt Motorcraft (2 for a total of 1,800 CCA)
- Body-builder special wiring harness (straight frame)
- Body-builder wiring to end of frame
- Bumper – Front: 3" extension
- Bumper – Front: full-width, chrome-plated steel (included with Exterior Appearance Package)
- Bumper – Front: swept-back, Dark Shadow Gray-painted steel (requires bolt-on-type frame extension or integral front frame extension; straight frame)

- Hood – Frame-mounted front-end-tilting fiberglass hood and fenders assembly with torsion-bar assist (includes integrated noise shield, inner splash shields and mud flaps)
- Lamps – Roof marker/clearance, amber lenses (5)
- Mirrors – Black, dual rectangular, manually adjustable/folding with integrated blind spot mirrors, sail-type, 96"-wide spacing
- Radiator – Aluminum with in-tank transmission cooler
- Transmission – TorqShift® Heavy-Duty 6-speed automatic (without PTO provision)
- Wheel seals (front and rear axle), oil-lubricated wheel bearings (front and rear)

- Safety belts – Color-keyed with fixed D-rings at all positions (Regular Cab)
- Safety belts – Color-keyed with front-seat adjustable D-rings (SuperCab, Crew Cab)

- Daytime running lamps
- Engine block heater – Phillips® 750-watt
- Engine idle shutdown timer (5-, 10-, 15- and 20-minute options)
- Ford Telematics™ powered by Telogis®²
- Grille – Fixed, black/gray
- Mirrors – Chrome caps, dual rectangular, manually adjustable/folding with integrated blind spot mirrors, sail-type, 96"-wide spacing (102" option available)
- Mud flaps – Rear
- Seats – 30/70, 40/20/40, 30/0/30 and 30/0/0 front seat combinations
- SYNC® voice-activated, in-vehicle connectivity system (restrictions apply; includes USB port and steering wheel-mounted SYNC controls)
- Transmission – Mobile and stationary mode power takeoff (PTO) provision

AVAILABLE PACKAGES³

- Exterior Appearance Package (90E)
- Interior Appearance Package (90A)
- Power Equipment Package (90P)

RATINGS & DIMENSIONS

RATINGS	F-650 Pro Loader® Min.–Max.		
	320/460	F-650 Min.–Max. 320/460	F-750 Min.–Max. 320/460
Powertrain hp/torque (lb.-ft.)			
GVWR (lbs.)	22,000–26,000	25,600–29,000	30,200–33,000
Front axle (lbs.)	8,500	8,500–10,000	10,000–12,000
Rear axle (lbs.)	13,500–17,500	17,500–19,000	21,000
Rear springs (lbs.)	15,500–19,000	19,000–21,000	21,000–23,000
DIMENSIONS (in.)	F-650 Pro Loader® Min.–Max.		
	320/460	F-650 Min.–Max. 320/460	F-750 Min.–Max. 320/460
Wheelbase/cab-to-axle			
	Regular Cab	158/84–242/168	158/84–260/186
	SuperCab	179/84–239/144	179/84–263/168
	Crew Cab	194/84–254/144	182/72–278/168

Ratings and dimensions shown may vary due to optional features and/or production variability.

FRAMES

MODEL	Frame Order Code						
	533	534	535	536	537	538	539
F-650 Pro Loader	—	—	—	—	●	—	—
F-650	○	●	○	○	—	—	—
F-750	—	—	●	○	—	○	○
Depth (in.)	9.125	10.125	10.250	10.125	9.125	10.250	10.375
Width (in.)	3.062	3.062	3.092	3.580	3.062	3.610	3.705
Thickness (in.)	0.312	0.312	0.375	0.312	0.312	0.375	0.438
Yield (psi)	80,000	50,000	80,000	120,000	80,000	120,000	120,000
Max. Section Modulus (cu. in.)	10.75	12.64	15.14	14.18	10.75	16.98	20.11
Max. Resisting Bending Moment (in.-lbs.)	860,000	632,000	1,211,000	1,701,600	860,000	2,037,600	2,413,200

● Standard ○ Optional — Not Available

EXTERIOR COLORS



INTERIOR COLOR



2018 SUPER DUTY® F-650/F-750 DIESEL



F-750 Regular Cab, Oxford White. Available and aftermarket upfit equipment.

Class 6-7 Conventional Chassis Cabs¹



STANDARD FEATURES

- 8.0-gal. DEF tank
- 50.0-gal. fuel tank capacity (Regular Cab)
- 65.0-gal. fuel tank capacity (SuperCab, Crew Cab)
- Air conditioning – Manual with integral heater and defroster
- Alternator – Extra-heavy-duty, 200-amp, 12-volt, brushless, pad-mounted
- Batteries – 750-amp (CCA), 12-volt, Motorcraft® (2 for a total of 1,500 CCA)
- Electronic stability control (Tractor)
- Engine – 6.7L Power Stroke® V8 Turbo Diesel
- Exhaust – Single, switchback-style, horizontal; frame-mounted right side under cab with outside of frame rail rear discharge

STANDARD SAFETY & SECURITY

- Belt-Minder® front safety belt reminder
- Brakes – Air brake system; Meritor® Q-plus™ with Anti-Lock Brake System (ABS), 4-channel and hand control valve trailer brake (Tractor)
- Brakes – Bosch® Hydro-Max® hydraulic brake system (not available on Tractor)

AVAILABLE FEATURES

- 55.0-gal. fuel tank placement single rectangular aluminum, frame-mounted on left side (Regular Cab; not available on Pro Loader®)
- 65.0-gal. fuel tank placement single rectangular aluminum, frame-mounted on left side (Regular Cab)
- 115.0-gal. fuel tank placement dual rectangular aluminum (65.0-gal. placement right-hand tank and 50.0-gal. fuel tank placement left-hand tank) (not available on Tractor)
- 65- and 70-mph speed limitations
- Air suspension (requires air brake or compressor)
- Alternator – 220-amp, 12-volt
- Alternator – 240-amp, 12-volt
- Alternator – Dual, heavy-duty, 357-amp, 12-volt
- Batteries – 900 CCA, 12-volt Motorcraft (2 for a total of 1,800 CCA)
- Batteries – 900 CCA, 12-volt Motorcraft (3 for a total of 2,700 CCA)
- Body-builder special wiring harness (straight frame)
- Body-builder wiring to end of frame (not available on Tractor)
- Bumper – Front: 3" extension

- Frame-mounted body-builder wiring at back of cab (not available on Tractor)
- Grille – Black-painted plastic (not available with frame extension)
- Lamps – Roof marker/clearance, amber lenses (5)
- Mirrors – Black, dual rectangular, manually adjustable/folding with integrated blind spot mirrors, sail-type, 96"-wide spacing
- Transmission – TorqShift® Heavy-Duty 6-speed automatic (without PTO provision)
- Wheel seals (front and rear axle), oil-lubricated wheel bearings (front and rear)

- Safety belts – Color-keyed with adjustable D-rings at all outboard positions (Regular Cab)
- Safety belts – Color-keyed with front-seat adjustable D-rings (SuperCab, Crew Cab)

- Bumper – Front: full-width, chrome-plated steel (included with Exterior Appearance Package)
- Bumper – Front: swept-back, Dark Shadow Gray-painted steel (requires bolt-on-type frame extension or integral front frame extension; straight frame)
- Electronic stability control
- Engine block heater – Phillips® 750-watt
- Engine idle shutdown timer (5-, 10-, 15- and 20-minute options)
- Exhaust – Switchback single, horizontal, frame-mounted outside right rail under cab with vertical exit
- Exhaust – Torpedo single, horizontal, frame-mounted right-side back of cab with underbody exit in front of axle
- Ford Telematics™ powered by Telogis®²
- Manual regeneration initiation (driver interface in message center)
- Seats – 30/70, 40/20/40, 30/0/30 and 30/0/0 front seat combinations
- SYNC® voice-activated, in-vehicle connectivity system (restrictions apply; includes USB port and steering wheel-mounted SYNC controls)
- Transmission – Mobile and stationary mode power takeoff (PTO) provision

AVAILABLE PACKAGES³

- Exterior Appearance Package (90E)
- Interior Appearance Package (90A)
- Power Equipment Package (90P)

RATINGS & DIMENSIONS

RATINGS	F-650 Pro Loader Min.–Max.	F-650 Min.–Max.	F-650 Tractor Min.–Max.	F-750 Min.–Max.	F-750 Tractor Min.–Max.
Powertrain hp/torque (lb.-ft.)	270/675–330/725	270/675–330/725	270/675–330/725	270/675–330/725	270/675–330/725
GVWR (lbs.)	20,500–26,000	25,600–29,000	27,500–29,000	30,200–37,000	30,200–37,000
Front axle (lbs.)	8,500	8,500–10,000	10,000	10,000–14,000	10,000–14,000
Rear axle (lbs.)	13,500–17,500	17,500–19,000	17,500–19,000	21,000–26,000	21,000–26,000
Rear springs (lbs.)	15,500–19,000	19,000–21,000	19,000–21,000	21,000–31,000	21,000–31,000
Rear air suspension (lbs.)	12,000–19,000	19,000–21,000	19,000–21,000	21,000–23,000	21,000–23,000
DIMENSIONS (in.)					
Wheelbase/cab-to-axle					
Regular Cab	158/84–242/168	158/84–260/186	146/72–158/84	158/84–281/207	146/72–158/84
SuperCab	179/84–239/144	179/84–263/168	167/72–179/84	179/84–281/186	167/72–179/84
Crew Cab	194/84–254/144	182/72–278/168	182/72	182/72–266/156	182/72

Ratings and dimensions shown may vary due to optional features and/or production variability.

FRAMES


MODEL	Frame Order Code						
	533	534	535	536	537	538	539
F-650 Pro Loader	—	—	—	—	●	—	—
F-650	○	●	○	○	—	—	—
F-650 Tractor	—	—	—	●	—	—	—
F-750	—	—	●	○	—	○	○
F-750 Tractor	—	—	○	●	—	—	—
Depth (in.)	9.125	10.125	10.250	10.125	9.125	10.250	10.375
Width (in.)	3.062	3.062	3.092	3.580	3.062	3.610	3.705
Thickness (in.)	0.312	0.312	0.375	0.312	0.312	0.375	0.438
Yield (psi)	80,000	50,000	80,000	120,000	80,000	120,000	120,000
Max. Section Modulus (cu. in.)	10.75	12.64	15.14	14.18	10.75	16.98	20.11
Max. Resisting Bending Moment (in.-lbs.)	860,000	632,000	1,211,200	1,701,600	860,000	2,037,600	2,413,200

● Standard ○ Optional — Not Available

EXTERIOR COLORS



INTERIOR COLOR



FORD CARGO VANS & PASSENGER WAGONS




	TRANSIT CONNECT CARGO VAN	TRANSIT CONNECT PASSENGER WAGON	TRANSIT CARGO VAN	TRANSIT PASSENGER WAGON	TRANSIT CUTAWAY & CHASSIS CAB	E-SERIES CUTAWAY & STRIPPED CHASSIS
Trims	XL, XLT	XL, XLT, Titanium	Transit 150, Transit 250, Transit 350, Transit 350 Heavy-Duty	Transit 150, Transit 350, Transit 350 Heavy-Duty	Transit 250, Transit 350, Transit 350 Heavy-Duty	E-350, E-450
Cabs/Configurations	Cargo Van	Passenger Wagon, Taxi Package	Cargo Van	Passenger Wagon	Cutaway, Chassis Cab	Cutaway, Stripped Chassis
Engine Horsepower (hp @ rpm) Torque (lb.-ft. @ rpm)	2.5L Duratec® I-4 gas 169 @ 6,000 171 @ 4,500	2.5L Duratec I-4 gas 169 @ 6,000 171 @ 4,500	3.7L Ti-VCT V6 gas 275 @ 6,000 260 @ 4,000	3.7L Ti-VCT V6 gas 275 @ 6,000 260 @ 4,000	3.7L Ti-VCT V6 gas 275 @ 6,000 260 @ 4,000	6.8L EFI V10 gas 305 @ 4,250 420 @ 3,250
Available engines Horsepower (hp @ rpm) Torque (lb.-ft. @ rpm)	—	—	3.5L EcoBoost® V6 gas 310 @ 5,500 400 @ 2,500	3.2L Power Stroke® I-5 Turbo Diesel 185 @ 3,000 350 @ 1,500–2,500	3.5L EcoBoost V6 gas 310 @ 5,500 400 @ 2,500	3.2L Power Stroke I-5 Turbo Diesel 185 @ 3,000 350 @ 1,500–2,500
Transmission	6-speed SelectShift® automatic with overdrive	6-speed SelectShift automatic with overdrive	6-speed SelectShift automatic with overdrive	6-speed SelectShift automatic with overdrive	6-speed SelectShift automatic with overdrive	6-speed automatic TorqShift® with overdrive and tow/haul mode
Braking system	4-wheel disc with Anti-Lock Brake System (ABS)	4-wheel disc with Anti-Lock Brake System (ABS)	4-wheel disc with Anti-Lock Brake System (ABS)	4-wheel disc with Anti-Lock Brake System (ABS)	4-wheel disc with Anti-Lock Brake System (ABS)	4-wheel disc with Anti-Lock Brake System (ABS)
Airbags	Driver and front-passenger front, front-seat side and Safety Canopy® System	Driver and front-passenger front, front-seat side and Safety Canopy System	Driver and front-passenger front, front-seat side and Safety Canopy System	Driver and front-passenger front, front-seat side and Safety Canopy System	Driver and front-passenger front, front-seat side and Safety Canopy System	Driver and front-passenger front (Cutaway)
Seating capacity	2	5-7	2	8, 10, 12, 15	2	2
Max. cargo capacity (cu. ft.)	103.9 (SWB), 128.6 (LWB); 124.3 (SWB), 149.0 (LWB) (with front-passenger seat folded)	77.1 (SWB), 104.2 (LWB) (behind 1st row with 2nd row folded)	277.7 (LR); 357.1 (MR); 404.3 (HR); 487.3 (HR EL)	256.4 (LR), 324.7 (MR), 371.3 (HR), 414.1 (HR EL) (behind 1st row)	—	—
Fuel tank capacity (gal.)	15.8	15.8	25.0	25.0	25.0	40.0, 55.0
Max. payload (lbs.) ¹	1,610	1,270	4,650	3,520	6,020	9,690
Max. trailer towing (lbs.) ¹	2,000	2,000	7,500	5,100	7,500	10,000
Max. GVWR (lbs.) ¹	5,270	5,280	8,600–10,360	8,550–10,360	9,000–10,360	10,050–14,500
Max. GCWR (lbs.) ¹	5,960	6,320	13,500	11,200	13,500	13,000–22,000
Wheelbase (in.)	104.8 (SWB); 120.6 (LWB)	104.8 (SWB); 120.6 (LWB)	129.9 (RWB); 147.6 (LWB)	129.9 (RWB); 147.6 (LWB)	138.0 (RWB); 155.7 (LWB); 178.0 (LWB EL)	138.0, 158.0, 176.0
Overall length (in.)	173.9 (SWB); 189.7 (LWB)	173.9 (SWB); 189.7 (LWB)	219.9 (LR)/217.8 (MR) (RWB); 237.6 (LR)/235.5 (MR and HR) (LWB); 263.9 (LWB EL)	219.9 (LR)/217.8 (MR) (RWB); 237.6 (LR)/235.5 (MR and HR) (LWB); 263.9 (LWB EL)	223.3 (RWB); 241.1 (LWB); 263.4 (LWB EL)	241.1, 261.1 (Cutaway); 232.7–252.7 (Stripped Chassis)
Wheel size (in.)	16	16, 17	16	16	16	16



56 ¹When properly equipped for Transit Connect and E-Series; when properly configured for Transit.

2018 TRANSIT CONNECT



Transit Connect XLT Cargo Van. Frozen White. Available equipment.

CARGO VAN

Small Vans Class¹
Models: XL, XLT



STANDARD FEATURES

4-way adjustable steering column
12-volt powerpoint – 1
Air conditioning (manual)
Alternator – 150-amp
Audio – AM/FM stereo with 2 speakers
Cargo doors – Rear, 180° swing-out
Dual sliding side doors
Electric power-assisted steering
Engine – 2.5L Duratec® I-4 gas
Front independent MacPherson-strut suspension with stabilizer bar and rear twist-beam

Front-wheel drive (FWD)
Full-size spare wheel and tire
Power door locks with remote entry
Power front windows with one-touch-down feature on driver's side
Seats – 4-way manual driver/4-way manual passenger with fold-flat back
SWB (short wheelbase) or LWB (long wheelbase)
Transmission – 6-speed SelectShift® automatic with overdrive

STANDARD SAFETY & SECURITY

AdvanceTrac® with RSC® (Roll Stability Control™)
Airbags – Driver and front-passenger front, front-seat side, and Safety Canopy® System
Brakes – 4-wheel disc with Anti-Lock Brake System (ABS)

Collapsible steering column
SecuriLock® Passive Anti-Theft System
Tire Pressure Monitoring System (excludes spare)

AVAILABLE FEATURES

All-weather floor mats
Automatic headlamps with configurable daytime running lamps
Cornering fog lamps
Cruise control
Daytime running lamps
Dual-zone electronic automatic temperature control
Engine block heater
Ford Telematics™ powered by Telogis®² – Fleet tracking system
Forward Sensing System
MyKey®
Perimeter alarm
Quickclear™ electric windshield defroster
Rear- and side-door glass options
Rear cargo area light (LED)
Rear liftgate with fixed glass

Rear view camera
Rear-window defroster
Remote Start System
Reverse Sensing System
Roof rack with crossbars
Roof rails
Spare key fobs (2)
Splash guards
SYNC®
SYNC 3
Trailer Tow Package with trailer sway control
Wheels – 16" aluminum

FLEET EXCLUSIVES

[65-mph speed limitation](#)
[75-mph speed limitation](#)


AVAILABLE PACKAGES³

CNG/Propane Gaseous Engine Prep Package
Smoker's Package

DIMENSIONS & CAPACITIES

EXTERIOR (in.)	SWB	LWB
Length	173.9	189.7
Wheelbase	104.8	120.6
Width (including mirrors)	84.1	84.1
Height (excluding options)	72.5	72.8
INTERIOR (in.)		
Front		
Head room	46.9	46.9
Leg room (max.)	41.5	41.5
Hip room	54.2	54.2
Shoulder room	57.7	57.7
CAPACITIES (cu. ft.)		
Passenger volume	63.2	63.2
Cargo volume – Behind front seat	103.9	128.6
Max. cargo volume (with front-passenger seat folded)	124.3	149.0
Fuel capacity (gal.)	15.8	15.8
Seating	2	2
Payload (max.) (lbs.)	1,470	1,610
Curb weight (max.) (lbs.)	3,505	3,618
GVWR (max.) (lbs.)	5,020	5,270
Turning diameter (curb-to-curb)	36.1	40.0

EXTERIOR COLORS⁴



INTERIOR COLORS⁴



2018 TRANSIT CONNECT



Transit Connect Titanium LWB Passenger Wagon. Deep Impact Blue. Available equipment.

PASSENGER WAGON

Small Vans Class¹
Models: XL, XLT, Titanium



STANDARD FEATURES

4-way adjustable steering column
12-volt powerpoints – 3
Air conditioning (manual)
Alternator – 150-amp
Audio – AM/FM stereo with 4 speakers
Cruise control
Electric power-assisted steering
Engine – 2.5L Duratec® I-4 gas
Front independent MacPherson-strut suspension with stabilizer bar and rear twist-beam
Front-wheel drive (FWD)
Full-size spare wheel and tire
Power door locks with remote entry

Power windows with one-touch-down feature on driver's side
Rear liftgate with fixed glass
Rear-window defroster
Reverse Sensing System
Seats – 6-way manual driver/4-way manual passenger with fold-flat back
Seat – 3-passenger 60/40 split-folding 2nd-row (folds flat on LWB only; XL and XLT)
Seat – 2-passenger fold-flat 3rd-row (LWB)
SWB (short wheelbase) or LWB (long wheelbase)
Transmission – 6-speed SelectShift® automatic with overdrive

STANDARD SAFETY & SECURITY

AdvanceTrac® with RSC® (Roll Stability Control™)
Airbags – Driver and front-passenger front, front-seat side, and Safety Canopy® System
Brakes – 4-wheel disc with Anti-Lock Brake System (ABS)

Collapsible steering column
SecuriLock® Passive Anti-Theft System
Tire Pressure Monitoring System (excludes spare)

AVAILABLE FEATURES

All-weather floor mats
Automatic headlamps with configurable daytime running lamps
BLIS® (Blind Spot Information System) with cross-traffic alert
Cargo net kit – Vertical
Cornering fog lamps
Daytime running lamps
Dual-zone electronic automatic temperature control
Engine block heater
Ford Telematics™ powered by Telogis®² – Fleet tracking system
Forward Sensing System
Mid-vehicle overhead storage
MyKey®
Panoramic fixed-glass Vista Roof®
Perimeter alarm
Quickclear™ electric windshield defroster
Rear view camera

Remote Start System
Roof-rack side rails
Roof-rail crossbars
Seat – 6-way power driver's, leather-trimmed
Seats – 2nd-row dual fold-flat buckets
Spare key fobs (2)
Splash guards
SYNC®
SYNC 3
Trailer Tow Package with trailer sway control
Wheels – 16" aluminum
Wheels – 17" aluminum
Wheels – 17" premium Black-painted machined aluminum

FLEET EXCLUSIVES

[3rd-row seats delete](#)
[65-mph speed limitation](#)
[75-mph speed limitation](#)

AVAILABLE PACKAGES³

CNG/Propane Gaseous Engine Prep Package (XL, LWB)
Smoker's Package

DIMENSIONS & CAPACITIES


EXTERIOR (in.)	SWB	LWB
Length	173.9	189.7
Wheelbase	104.8	120.6
Width (including mirrors)	84.1	84.1
Height (excluding options)	72.6	72.0
INTERIOR (in.)		
1st Row		
Head room	46.9	46.9
Leg room (max.)	41.5	41.5
Hip room	54.2	54.2
Shoulder room	57.7	57.7
2nd Row		
Head room	45.1	45.1
Leg room	37.6	37.6
Hip room	58.3	58.2
Shoulder room	58.5	58.5
3rd Row		
Head room	—	41.3
Leg room	—	35.0
Hip room	—	47.0
Shoulder room	—	56.3
CAPACITIES (cu. ft.)		
Overall passenger volume	120.7	166.0
Cargo volume – Behind 1st row with rear seat(s) folded	Behind 1st row	77.1
	Behind 2nd row	46.9
	Behind 3rd row (in designated position)	15.7
	Behind 3rd row (most forward)	19.8
Fuel capacity (gal.)	15.8	15.8
Seating	5	6, 7
Payload (max.) (lbs.)	1,130	1,270
Curb weight (max.) (lbs.)	3,650	3,968
GVWR (max.) (lbs.)	4,820	5,280
Turning diameter (ft.) – Curb-to-curb	36.1	40.0

EXTERIOR COLORS⁴



*Metallic.

INTERIOR COLORS⁴



2018 TRANSIT CONNECT



Transit Connect Taxi. School Bus Yellow. Available and aftermarket equipment.

TAXI PACKAGE

Small Vans Class¹
Model: Passenger Wagon XL



STANDARD FEATURES

4 manual keys
12-volt powerpoint – 1
Air conditioning (manual)
Alternator – 150-amp
Audio – AM/FM stereo with auxiliary audio input jack and 4 speakers
Cargo doors – Rear, 180° swing-out
Electric power-assisted steering
Engine – 2.5L Duratec® I-4 gas
Front independent MacPherson-strut suspension with stabilizer bar and rear twist beam
Front-wheel drive (FWD)

Full-size spare wheel and tire
LWB (long wheelbase)
Power windows with one-touch-up/-down
Power, heated sideview mirrors with manual fold
Rear-window defroster
Recessed 2nd-row seat for additional leg room
Reverse Sensing System
Taxi upfit wiring harness
Tilt/telescoping steering column
Transmission – 6-speed SelectShift® automatic with overdrive
Wiring block connection

STANDARD SAFETY & SECURITY

AdvanceTrac® with RSC® (Roll Stability Control™)
Airbags – Driver and front-passenger front, front-seat side, and Safety Canopy® System
Brakes – 4-wheel disc with Anti-Lock Brake System (ABS)

Collapsible steering column
Tire Pressure Monitoring System (excludes spare)

AVAILABLE FEATURES

Cargo net kit – Vertical
Cloth seating surfaces
Cruise control
Daytime running lamps
Engine block heater
Ford Telematics™ powered by Telogis®² – Fleet tracking system
Rear view camera

Roof-access hole for signage/advertising
Splash guards
SYNC®

FLEET EXCLUSIVES

65-mph speed limitation
75-mph speed limitation

AVAILABLE PACKAGE³

CNG/Propane Gaseous Engine Prep Package

DIMENSIONS & CAPACITIES


EXTERIOR (in.)	LWB
Length	189.7
Wheelbase	120.6
Width (including mirrors)	84.1
Height (excluding options)	72.0
INTERIOR (in.)	
Front	
Head room	46.9
Leg room	40.4
Hip room	54.2
Shoulder room	57.7
Rear	
Head room	43.4
Leg room	39.2
Knee clearance – 2nd row	7.8
Hip room	58.5
Shoulder room	58.4
CAPACITIES (cu. ft.)	
Cargo volume – Behind 2nd row	60.5
Fuel capacity (gal.)	15.8
Seating	5
Payload (max.) (lbs.)	1,240
Curb weight (max.) (lbs.)	3,875
GVWR (max.) (lbs.)	5,160
Turning diameter (ft.) – Curb-to-curb	40.0

EXTERIOR COLORS⁴



*Metallic.

INTERIOR COLORS⁴





Transit 250 HR LWB Cargo Van. Race Red. Available equipment.

CARGO VAN

Full-Size Vans Class¹
Models: Transit 150, Transit 250, Transit 350, Transit 350 Heavy-Duty



STANDARD FEATURES

- 12-volt powerpoints – 3
- 25-gallon fuel tank capacity
- 60/40 split side cargo door (LR)
- Air conditioning – Front (manual)
- Alternator – 150-amp
- Engine – 3.7L Ti-VCT V6 gas
- Full-size spare wheel and tire
- Halogen headlamps
- Mirrors – Power-adjustable (short-arm)

STANDARD SAFETY & SECURITY

- 3-point safety belts for all seating positions
- AdvanceTrac[®] with RSC[®] (Roll Stability Control™)
- Airbags – Driver and front-passenger front, front-seat side and Safety Canopy[®] System with side-curtain airbags
- Brakes – 4-wheel disc with Anti-Lock Brake System (ABS)

AVAILABLE FEATURES

- 3 lengths: RWB, LWB and LWB EL
- 3 roof heights: LR, MR and HR²
- Additional keys – 2 (4 total)
- Alternator – Heavy-duty
- Bluetooth[®] radio
- Cruise control
- D-pillar assist handles (MR and HR)
- DRW (dual rear wheels)
- Dual sliding side doors (MR and HR)
- Engine – 3.2L Power Stroke[®] I-5 Turbo Diesel
- Engine – 3.5L EcoBoost[®] V6 gas
- Engine block heater
- Enhanced cutoff relay
- Extended-length running boards
- Footwell illumination
- Ford Telematics™ powered by Telogis^{®3} – Fleet tracking system
- Heated front seats
- Heavy-duty cargo flooring
- High-capacity upfitter switches (4)
- Integrated trailer brake controller (TBC)
- Lane-keeping alert
- Message center – Level 1
- Mirrors – Power-adjustable (long-arm)

- Passenger A-pillar grab handle
- Power door locks
- Power windows
- Remote Keyless Entry System
- Sliding passenger-side cargo door (MR and HR)
- Tilt/telescoping steering column
- Transmission – 6-speed SelectShift[®] automatic with overdrive
- Vinyl floor covering – Front
- Wipers – Variable-intermittent

- Rear view camera
- Side-wind stabilization
- SOS Post-Crash Alert System™
- Tire Pressure Monitoring System (excludes spare, SRW only)

- Mirrors – Power-adjustable, heated with turn signal indicators (long-arm or short-arm)
- Mirrors – Power-folding, heated with turn signal indicators (short-arm)
- MyKey[®]
- Power running board
- Privacy glass
- Push-down manual parking brake
- Reverse Sensing System
- SecuriLock[®] Passive Anti-Theft System SYNC[®]
- SYNC 3 with 6.5" color LCD capacitive touchscreen with AppLink[®] 911 Assist[®] and 2 smart-charging USB ports
- Trailer wiring provisions
- Wheels – 16" easy-to-clean styled aluminum
- Wheels – DRW alloy forged

FLEET EXCLUSIVES

- 65-mph speed limitation
- 70-mph speed limitation
- 75-mph speed limitation
- Console delete
- Daytime running lamps
- Mirrors – Manual (short-arm)
- Orange safety belts

AVAILABLE PACKAGES⁴

- Ambulance Prep Package (47B)
- Auxiliary Heater Prep Package (62A)
- Auxiliary Heater/AC Prep Package (62C)
- CNG/Propane Gaseous Engine Prep Package (98C)
- Exterior Upgrade Package (18D)

- Heavy-Duty Trailer Tow Package (53B)
- Interior Upgrade Package (96C)
- Load Area Protection Package (96D)
- Premium Package (96J)

DIMENSIONS & CAPACITIES

Roof Type	Wheelbase (in.)	Overall Height (in.)	Overall Length (in.)	Cargo Volume (cu. ft.)
Low Roof (LR)				
Transit 150/250/350	129.9	83.6	219.9	246.7
Transit 150/250/350	147.6	83.2	237.6	277.7
Medium Roof (MR)				
Transit 150/250/350	129.9	100.8	217.8	315.2
Transit 150/250/350	147.6	100.7	235.5	357.1
High Roof (HR)				
Transit 250/350	147.6	110.1	235.5	404.3
Transit 250 EL/350 EL	147.6	109.4	263.9	487.3
Transit 350 HD EL (DRW)	147.6	109.4	263.9	487.3

CAPABILITIES⁵ (lbs.)

Model	Max. GVWR
Transit 150 LR/MR	8,600
Transit 250 LR/MR/HR/HR EL	9,000
Transit 350 LR/MR/HR/HR EL	9,500
Transit 350 HD HR EL (DRW)	9,950/10,360


ENGINES

- 3.7L Ti-VCT V6 gas
- 3.5L EcoBoost V6 gas
- 3.2L Power Stroke I-5 Turbo Diesel

EXTERIOR COLORS⁶



INTERIOR COLORS⁶





Transit 350 XLT HR LWB Passenger Wagon. Ingot Silver. Available equipment.

PASSENGER WAGON

Full-Size Vans Class¹

Models: Transit 150 XL, Transit 150 XLT, Transit 350 XL, Transit 350 XLT, Transit 350 Heavy-Duty XL, Transit 350 Heavy-Duty XLT



STANDARD FEATURES

- 12-volt powerpoints – 3
- 25-gallon fuel tank capacity
- 60/40 split side cargo door (LR)
- Air conditioning – Front and rear (manual)
- Alternator – 150-amp
- Engine – 3.7L Ti-VCT V6 gas
- Full-size spare wheel and tire
- Halogen headlamps
- Headliner – Cloth, full-length
- Mirrors – Power-adjustable (short-arm)

STANDARD SAFETY & SECURITY

- 3-point safety belts for all seating positions
- AdvanceTrac[®] with RSC[®] (Roll Stability Control™)
- Airbags – Driver and front-passenger front, front-seat side and Safety Canopy[®] System with side-curtain airbags
- Brakes – 4-wheel disc with Anti-Lock Brake System (ABS)

AVAILABLE FEATURES

- 3 lengths: RWB, LWB and LWB EL
- 3 roof heights: LR, MR and HR²
- Additional keys – 2 (4 total)
- Alternator – Heavy-duty
- Auto headlamps (XLT)
- Bluetooth[®] radio
- Cruise control (standard on XLT)
- DRW (dual rear wheels)
- Engine – 3.2L Power Stroke[®] I-5 Turbo Diesel
- Engine – 3.5L EcoBoost[®] V6 gas
- Engine block heater
- Enhanced cutoff relay
- Extended-length running boards
- Ford Telematics™ powered by Telogis^{®3} – Fleet tracking system
- Heated front seats
- High-capacity upfitter switches (4)
- Integrated trailer brake controller (TBC)
- Lane-keeping alert
- Message center – Level 1
- Mirrors – Power-adjustable (long-arm)
- Mirrors – Power-adjustable, heated with turn signal indicators (long-arm or short-arm)

- Passenger A-pillar grab handle
- Power door locks
- Power windows
- Remote Keyless Entry System
- Sliding passenger-side cargo door (MR and HR)
- Solar-tinted windows (all around)
- Tilt/telescoping steering column
- Transmission – 6-speed SelectShift[®] automatic with overdrive

- Rear view camera
- Side-wind stabilization
- SOS Post-Crash Alert System™
- Tire Pressure Monitoring System (excludes spare; SRW only)

- Mirrors – Power-folding, heated with turn signal indicators (short-arm)
- MyKey[®]
- Power running board
- Privacy glass
- Push-down manual parking brake
- Reverse Sensing System
- SecuriLock[®] Passive Anti-Theft System
- SYNC[®]
- SYNC 3 with 6.5" color LCD capacitive touchscreen with Applink[®] 911 Assist[®] and 2 smart-charging USB ports
- Trailer wiring provisions
- Wheels – 16" easy-to-clean styled aluminum
- Wheels – DRW alloy forged

FLEET EXCLUSIVES

- 65-mph speed limitation
- 70-mph speed limitation
- 75-mph speed limitation
- Console delete
- Daytime running lamps
- Mirrors – Manual (short-arm)

AVAILABLE PACKAGES⁴

- Auxiliary Heater Prep Package (62A)
- Auxiliary Heater/AC Prep Package (62C)
- Builder's Prep Package (61A)
- CNG/Propane Gaseous Engine Prep Package (98C)

- Exterior Upgrade Package (standard on XLT) (18D)
- Heavy-Duty Trailer Tow Package (53B)
- RV Prep Package (47D)

DIMENSIONS & CAPACITIES

Low Roof (LR)	Wheelbase (in.)	Overall Height (in.)	Overall Length (in.)	Seating
Transit 150	129.9	82.2	219.9	8/10
Transit 350	147.6	82.4	237.6	12/15
Medium Roof (MR)				
Transit 150	129.9	98.7	217.8	8/10
Transit 350	147.6	99.2	235.5	12/15
High Roof (HR)				
Transit 350	147.6	108.6	235.5	12/15
Transit 350 HD EL (DRW)	147.6	107.7	263.9	15

CAPABILITIES⁵ (lbs.)

	Max. GVWR
Transit 150 LR/MR	8,550
Transit 350 LR	9,250
Transit 350 MR/HR	9,400
Transit 350 HD HR EL (DRW)	10,360

ENGINES

- 3.7L Ti-VCT V6 gas
- 3.5L EcoBoost V6 gas
- 3.2L Power Stroke I-5 Turbo Diesel

EXTERIOR COLORS⁶



INTERIOR COLORS⁶





Transit 350 HD LWB Chassis Cab. Oxford White. Available and aftermarket upfit equipment.

CUTAWAY & CHASSIS CAB

Full-Size Vans Class¹
Models: Transit 250, Transit 350, Transit 350 Heavy-Duty



STANDARD FEATURES

- 12-volt powerpoints – 2
- 25-gallon fuel tank capacity
- Air conditioning (manual)
- Alternator – 150-amp
- Back-of-cab window (Chassis Cab)
- Engine – 3.7L Ti-VCT V6 gas
- Halogen headlamps
- Passenger A-pillar grab handle
- Power door locks

STANDARD SAFETY & SECURITY

- 3-point safety belts for all seating positions
- AdvanceTrac[®] with RSC[®] (Roll Stability Control[™])
- Airbags – Driver and front-passenger front, front-seat side and Safety Canopy[®] System with side-curtain airbags
- Brakes – 4-wheel disc with Anti-Lock Brake System (ABS)

AVAILABLE FEATURES

- Additional keys – 2 (4 total)
- Alternator – Heavy-duty
- Bluetooth[®] radio
- Cruise control
- Engine – 3.2L Power Stroke[®] I-5 Turbo Diesel
- Engine block heater
- Enhanced cutoff relay
- Ford Telematics[™] powered by Telogis^{®2} – Fleet tracking system
- Heated front seats
- High-capacity upfitter switches (4)
- Integrated trailer brake controller (TBC)
- Lane-keeping alert
- LED-enabled separate stop/turn taillamp
- Message center – Level 1
- Mirrors – Power-adjustable (long-arm or short-arm)
- Mirrors – Power-adjustable, heated with turn signal indicators (long-arm or short-arm)
- Mirrors – Power-folding, heated with turn signal indicators (short-arm)

- Power windows
- Remote Keyless Entry System
- Roof height – LR
- Roof marker lamps
- Tilt/telescoping steering column
- Transmission – 6-speed SelectShift[®] automatic with overdrive
- Vinyl floor covering – Front
- Wipers – Variable-intermittent

- Passenger-side airbag cut-off switch
- SOS Post-Crash Alert System[™]
- Tire Pressure Monitoring System (excludes spare; SRW only)

- MyKey[®]
- Push-down manual parking brake (Cutaway)
- SYNC[®]
- SYNC 3 with 6.5" color LCD capacitive touchscreen with AppLink[®] 911 Assist[®] and 2 smart-charging USB ports
- Trailer wiring provisions
- Wheels – 16" easy-to-clean styled aluminum
- Wheels – DRW alloy forged

FLEET EXCLUSIVES

- [65-mph speed limitation](#)
- [70-mph speed limitation](#)
- [75-mph speed limitation](#)
- [Console delete](#)
- [Daytime running lamps](#)
- [Mirrors – Manually adjustable \(short-arm\)](#)
- [Orange safety belts](#)

AVAILABLE PACKAGES³

- Ambulance Prep Package – Cutaway only (47F)
- CNG/Propane Gaseous Engine Prep Package (98C)
- Exterior Upgrade Package (18D)
- Interior Upgrade Package (96B)
- Motorhome Prep Package – Cutaway only (47M)

- Multifunctional School Activity Bus Prep Package – Cutaway only (47Q)
- Premium Package (96A)
- Right-Hand Door Delete Package – Cutaway only (60X)
- School Bus Prep Package – Cutaway only (47C)
- Shuttle Bus Prep Package – Cutaway only (47S)

DIMENSIONS & CAPACITIES

	Wheelbase (in.)	Cab to Rear Axle (CA) (in.)	Rear Axle to End of Frame (in.)
Transit 250 Cutaway/Chassis Cab	138.0	82.6	45.1
Transit 350 Cutaway/Chassis Cab	138.0	82.6	45.1
Transit 350 HD Cutaway/Chassis Cab (DRW)	138.0	82.6	45.1
Transit 250 Cutaway/Chassis Cab	155.7	100.3	45.1
Transit 350 Cutaway/Chassis Cab	155.7	100.3	45.1
Transit 350 HD Cutaway/Chassis Cab (DRW)	155.7	100.3	45.1
Transit 350 HD Cutaway/Chassis Cab (DRW)	178.0	122.6	45.1

CAPABILITIES⁴ (lbs.)

	Driveline	Max. GVWR
Transit 250 Cutaway/Chassis Cab	SRW	9,000
Transit 350 Cutaway/Chassis Cab	SRW	9,500
Transit 350 HD Cutaway/Chassis Cab	DRW	9,950
Transit 350 HD Cutaway/Chassis Cab	DRW	10,360

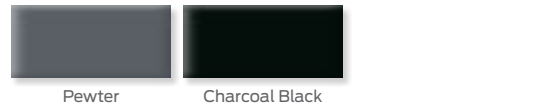
ENGINES

- 3.7L Ti-VCT V6 gas
- 3.2L Power Stroke I-5 Turbo Diesel

EXTERIOR COLORS⁵



INTERIOR COLORS⁵





E-450 DRW Cutaway. Race Red. Available and aftermarket upfit equipment.

CUTAWAY & STRIPPED CHASSIS

Full-Size Van-Based Chassis Cab Class¹

Models: E-350 Super Duty® Cutaway, E-350 Super Duty Stripped Chassis, E-450 Super Duty Cutaway, E-450 Super Duty Stripped Chassis



STANDARD FEATURES

40-gallon fuel tank capacity (aft-of-axle)
 Alternator – 155-amp with 6.8L;
 150-amp with 6.2L
 Audio – AM/FM stereo with clock, 2 speakers
 and auxiliary input jack (Cutaway)
 Daytime running lamps²
 Engine – 6.8L EFI V10 gas
 Front air conditioning (Cutaway)

Modified vehicle wiring kit and system
 Seats – High-back buckets with vinyl trim
 and inboard armrests (Cutaway)
 Tilt steering column
 Transmission – 6-speed automatic TorqShift®
 with overdrive and tow/haul mode
 Wipers – Interval

STANDARD SAFETY & SECURITY

3-point safety belts with height-adjustable
 D-rings (Cutaway)
 Airbags – Driver and front-passenger front
 (Cutaway)
 Belt-Minder® front safety belt reminder
 (Cutaway)

Brakes – 4-wheel disc with Anti-Lock
 Brake System (ABS)
 Energy-absorbing steering column
 Tire Pressure Monitoring System
 (excludes spare; SRW only)

AVAILABLE FEATURES

55-gallon fuel tank capacity (standard on E-450)
 110-volt power outlet
 Airbag – Passenger side delete
 Air conditioning delete²
 Alternator – 225-amp extra-heavy-duty with 6.8L
 Alternator – 240-amp extra-heavy-duty with 6.2L
 Audio – Premium with single-CD player
 Auxiliary heater
 Batteries – Dual heavy-duty (Cutaway)
 Battery – Heavy-duty auxiliary (78-amp)
 Cruise control
 Daytime running lamps
 Engine – 6.2L SFI V8 FFV
 Engine block heater
 Enhanced frontal area limitation
 Ford Telematics™ powered by Telogis®³ –
 Fleet tracking system
 High-capacity upfitter switches (4)

Instrument panel message center (includes
 fuel economy and warning menu display)
 Integrated trailer brake controller (TBC)
 (Cutaway)
 Mirrors – Telescoping manual with integrated
 blind spot mirrors
 Radio delete²
 Rear view camera (Cutaway)
 Remote Keyless Entry System (Cutaway)
 SYNC®
 Traction control
 Wheels – 16" aluminum with chrome center
 caps (SRW)

FLEET EXCLUSIVES

[65-mph speed limitation](#)
[75-mph speed limitation](#)
[Engine console cover delete](#)
[Front max. GAWR](#)

AVAILABLE PACKAGES⁴

Ambulance Prep Package (47A)
 Auxiliary Heater and AC Connector Package
 with rear fan controls (57X)
 Auxiliary Heater and AC Connector Package
 without rear fan controls (57L)
 CNG/Propane Gaseous Engine Prep Package (981)
 High-Series Exterior Upgrade Package (18A)
 Insulation Package (552)
 Interior Upgrade Package (18C)

Motorhome Prep Package (47M)
 Multifunctional School Activity Bus Prep Package (47J)
 Power Windows and Locks Group (903)
 Radio Prep Packages (58F, 58W)
 Right-hand door delete (60X)
 School Bus Prep Package (47S)
 Shuttle Bus Prep Package (47B)

CAPABILITIES⁵ (lbs.)

		Wheelbase				
		138" SRW	138" DRW	158" SRW	158" DRW	176" DRW
E-350 Cutaway	Max. GVWR	10,050	11,500	10,050	12,500	12,500
	Max. payload	5,230	6,420	5,190	7,340	7,310
E-350 Stripped Chassis	Max. GVWR	—	11,500	—	12,500	12,500
	Max. payload	—	6,970	—	7,910	7,860
E-450 Cutaway	Max. GVWR	—	—	—	14,500	14,500
	Max. payload	—	—	—	9,090	9,060
E-450 Stripped Chassis	Max. GVWR	—	—	—	14,500	14,500
	Max. payload	—	—	—	9,690	9,640

Capabilities shown may vary due to optional features and/or production variability.

ENGINES

	6.8L EFI V10 Gas	6.2L SFI V8 FFV
Horsepower (hp @ rpm)	305 @ 4,250	331 @ 5,500
Torque (lb.-ft. @ rpm)	420 @ 3,250	356 @ 4,000

MAX. GCWR⁶ (lbs.)


ENGINE	E-350 Cutaway SRW	E-350 Cutaway DRW	E-350 Stripped Chassis	E-450 Cutaway	E-450 Stripped Chassis
6.8L EFI V10 Gas	18,500	18,500	18,500	22,000	22,000
6.2L SFI V8 FFV	13,000	17,000	17,000	18,000	18,000

Max. trailer weight = GCWR - vehicle GVW or 10,000 lbs., whichever is less.

EXTERIOR COLORS⁷



INTERIOR COLORS⁷



SERVE JUSTICE SWIFTLY – AND SURE-FOOTEDLY

The trusted all-wheel-drive, 365-hp¹ EcoBoost[®] V6² Ford Police Interceptors have been judged quickest and fastest,³ yet again. Against competitive pursuit-rated vehicles in each respective category, both the Ford Police Interceptor[®] Sedan and Utility clocked the quickest 0-60-mph and 0-100-mph acceleration times – along with the fastest lap, fastest average lap and fastest top speed in the 1/4 mile. In all that furious Michigan State Police raceway and Los Angeles County Sheriff's Department speedway testing, the Interceptor Sedan rated fastest overall. When it comes to swift and sure action, the AWD Ford Interceptors indisputably have the edge.

To fully fortify your force, Ford provides an elite squad of law-enforcement vehicles. The Special Service Police Sedan is pursuit-rated and performs efficiently in administrative or investigative ops thanks in good part to its turbocharged, direct-injection 2.0L EcoBoost I-4. Count on the Built Ford Tough[®] F-150 SSV when the need arises for extreme capability. For tactical work and off-road duty, there's the incredibly versatile and spacious Expedition/MAX SSV. Transit PTV is also Built Ford Tough and can be compartmentalized with single, double or triple prisoner-transport inserts. It all adds up to quite the formidable family.

FORD POLICE INTERCEPTOR UTILITY & SEDAN



FORD POLICE INTERCEPTORS & SPECIAL SERVICE VEHICLES




	POLICE INTERCEPTOR® UTILITY	POLICE INTERCEPTOR SEDAN		SPECIAL SERVICE POLICE SEDAN
Standard engine	3.7L Ti-VCT V6 FFV (AWD)	3.7L Ti-VCT V6 FFV (AWD)		2.0L EcoBoost I-4 (FWD)
Horsepower (hp @ rpm)	304 @ 6,500 ¹	305 @ 6,500 ¹		240 @ 5,500 ^{1,2}
Torque (lb.-ft. @ rpm)	279 @ 4,000 ¹	279 @ 4,000 ¹		270 @ 3,000 ^{1,2}
Available engines	3.5L EcoBoost® V6 (AWD)	3.5L Ti-VCT V6 FFV (FWD)	3.5L EcoBoost V6 (AWD)	—
Horsepower (hp @ rpm)	365 @ 5,500 ^{1,2}	288 @ 6,500 ¹	365 @ 5,500 ^{1,2}	—
Torque (lb.-ft. @ rpm)	350 @ 1,500–5,000 ^{1,2}	254 @ 4,000 ¹	350 @ 1,500–5,000 ^{1,2}	—
Minimum fuel octane	87/unleaded	87/unleaded		87/unleaded
Battery (amp hours/CCA)	78/750	78/750		78/750
Transmission	6-speed automatic (police-calibrated)	6-speed automatic (police-calibrated)		6-speed automatic
Braking system	4-wheel heavy-duty disc with Anti-Lock Brake System (ABS) (police-calibrated)	4-wheel heavy-duty disc with Anti-Lock Brake System (ABS) (police-calibrated)		4-wheel heavy-duty disc with Anti-Lock Brake System (ABS) (police-calibrated)
Airbags	Driver and front-passenger dual-stage front airbags in Personal Safety System, TM front-seat side airbags, front-passenger knee airbag, plus Safety Canopy® System (side-curtain airbags) and rollover sensor	Driver and front-passenger dual-stage front airbags in Personal Safety System, front-seat side airbags, plus Safety Canopy System (side-curtain airbags) and rollover sensor		Driver and front-passenger dual-stage front airbags in Personal Safety System, front-seat side airbags, plus Safety Canopy System (side-curtain airbags) and rollover sensor
Wheelbase (in.)	112.6	112.9		112.9
Length (in.)	197.1	202.9		202.9
Width (in.) (excluding mirrors)	78.9	76.2		76.2
Height (in.) (excluding options)	69.2	61.3		61.3
Seating capacity	5	5		5
Head room (in.) (F/R)	41.4/40.1	39.0/36.7		39.0/36.7
Leg room (in.) (F/R)	40.6 (max.)/41.6	41.9/39.9		41.9/39.9
Hip room (in.) (F/R)	57.3/56.8	56.3/55.9		56.3/55.9
Shoulder room (in.) (F/R)	61.3/60.9	57.9/56.9		57.9/56.9
Passenger volume (cu. ft.)	118.4	103.0		103.0
Total interior volume (cu. ft.)	166.5	119.6		119.6
Trunk volume (cu. ft.)	—	16.6		16.6
Cargo capacity (cu. ft.) (behind 1st row/behind 2nd row)	85.1/48.1	—		—
Fuel tank capacity (gal.)	18.6	19.0		19.0
Maximum payload (lbs.)	1,630 (3.7L AWD); 1,580 (3.5L EcoBoost AWD) ¹	1,340 (3.7L AWD); 1,280 (3.5L FWD); 1,220 (3.5L EcoBoost AWD)		1,290

	EXPEDITION/MAX SSV	F-150 SSV		TRANSIT PTV
Standard engine	3.5L EcoBoost V6	3.5L EcoBoost V6 gas	5.0L Ti-VCT V8 FFV	3.7L Ti-VCT V6 gas
Horsepower (hp @ rpm)	TBD	375 @ 5,000 ¹	385 @ 5,750 ¹	275 @ 6,000
Torque (lb.-ft. @ rpm)	TBD	470 @ 2,500 ¹	387 @ 3,850 ¹	260 @ 4,000
Available engines	—	—		3.5L EcoBoost V6 gas
Horsepower (hp @ rpm)	—	—		310 @ 5,500
Torque (lb.-ft. @ rpm)	—	—		400 @ 2,500
Minimum fuel octane	TBD	87/unleaded		87/unleaded (gas); ultra-low-sulfur diesel or B20 (diesel)
Battery (amp hours/CCA)	TBD	70/760 (3.5L EcoBoost); 70/610 (5.0L Ti-VCT)		Single – 70/610 (standard on gas); single AGM (absorbent glass mat) – 70/610 (optional on gas); dual heavy-duty AGM – 70/760 (standard on diesel; optional on gas)
Transmission	10-speed SelectShift® automatic	10-speed SelectShift automatic with progressive range select and tow/haul mode		6-speed SelectShift automatic with overdrive
Braking system	4-wheel disc with Anti-Lock Brake System (ABS)	4-wheel vented disc with Anti-Lock Brake System (ABS)		4-wheel disc with Anti-Lock Brake System (ABS)
Airbags	Dual-stage front airbags, front-seat side airbags, plus Safety Canopy System (side-curtain airbags) and rollover sensor	Dual-stage driver and front-passenger front, front-seat side, plus Safety Canopy System (side-curtain airbags) and rollover sensor		Dual-stage front, front-seat side, plus Safety Canopy System (side-curtain airbags) and rollover sensor
Wheelbase (in.)	TBD; TBD (MAX)	145.0–163.7		129.9 (RWB); 147.6 (LWB)
Length (in.)	210.0; 221.9 (MAX)	231.9–250.5		219.9 (LR RWB); 217.8 (MR RWB); 237.6 (LR LWB); 235.5 (MR and HR LWB); 263.9 (LWB EL)
Width (in.) (excluding mirrors)	81.6	79.9		81.3 (RWB and LWB); 83.7 (LWB EL DRW)
Seating capacity	5, 7, 8	5, 6		2
Head room (in.) (F/R)	40.7/40.0	40.8/40.3 (SuperCab); 40.8/40.4 (SuperCrew®)		40.8/— (LR); 52.0/— (MR); 56.6/— (HR)
Leg room (in.) (F/R)	41.0 (max.)/41.5 (64.8 MAX)	43.9 (max.)/33.5 (SuperCab); 43.9 (max.)/43.6 (SuperCrew)		41.3 (max.)/—
Hip room (in.) (F/R)	62.2/62.6	62.5/64.7 (SuperCab); 62.5/64.7 (SuperCrew)		67.5/—
Shoulder room (in.) (F/R)	64.9/64.9 (64.8 MAX)	66.7/65.8 (SuperCab); 66.7/65.9 (SuperCrew)		67.9/—
Cargo capacity (cu. ft.)	104.6 (max.); 121.4 (max.) (MAX)	52.8 (5½' box); 62.3 (6½' box); 77.4 (8' box)		246.7 (LR RWB); 487.3 (HR LWB EL)
Fuel tank capacity (gal.)	25.0; 30.0 (MAX)	23.0 (standard; n/a with 157" WB), 36.0 (optional)		25.0
Maximum payload (lbs.)	TBD ³	3,270 ^{1,4,5}		4,650 ^{1,5}
Maximum trailer towing (lbs.)	TBD ³	12,200 ^{1,5}		7,500 ^{1,5}
Maximum GVWR (lbs.)	7,200–7,720	6,010–7,850 ¹		8,600–10,360 ¹
Maximum GCWR (lbs.)	TBD	9,400–17,100 ¹		13,500 ¹

74 ¹Based on 2017 model year ratings. ²Horsepower and torque ratings achieved with 93-octane fuel. ³When properly equipped. ⁴With Heavy-Duty Payload Package and 18" wheels. ⁵When properly configured.

2018 POLICE INTERCEPTOR[®]



Police Interceptor Utility. Shadow Black. Available and aftermarket upfit equipment.

UTILITY



STANDARD FEATURES

4.2" color LCD screen in police instrument cluster and center stack "smart display"
 9" space between driver's seat and front-passenger seat for aftermarket consoles
 12-volt powerpoints (2)
 75-mph rear-impact-tested¹
 All-wheel drive (AWD)
 Alternator – Heavy-duty 220-amp
 Audio – AM/FM stereo/single-CD player with MP3 capability, clock and 6 speakers
 Battery – Heavy-duty (78-amp-hr/750-CCA)
 Built-in steel intrusion plates in both front seat backs
 Cargo area – Flat load floor
 Climate controls – Manual air conditioning
 Column shifter
 Cooling system – Heavy-duty
 Cruise control
 Dash pass-through for aftermarket wiring
 Easy Fuel[®] capless fuel filler
 Electric power-assisted steering (heavy-duty)
 Engine – 3.7L Ti-VCT V6 FFV-capable

Engine-hour meter
 Exterior key locks – Driver, front-passenger and liftgate
 Fleet ignition key
 Flex Fuel badge
 Flooring – Heavy-duty vinyl
 Front console mounting plate
 Full-size spare wheel and tire with TPMS (requires programming)
 Glass – Solar-tinted 1st-row; privacy glass 2nd-row and rear cargo area
 Headlamps – LED low beams; incandescent (halogen) high beams
 Headliner – Easy-to-drop
 Independent front and rear suspensions
 Liftgate release switch – Overhead console
 Locking glove compartment
 Mirrors – Power sideview, manual foldaway with integrated blind spot mirrors
 Power-adjustable pedals
 Power door locks
 Power windows with front one-touch-up/-down with disable feature

Powertrain mounts – Heavy-duty
 Rear recovery hooks (n/a with 3.5L EcoBoost[®] V6)
 Rear spoiler
 Red/white dome light – 1st-row
 Scuff plates – Front and rear
 Seat – Front heavy-duty cloth driver's with 6-way power and manual lumbar
 Seat – Front heavy-duty cloth passenger
 Seat – Rear vinyl 60/40 split
 Taillamps – LED
 Tilt steering column
 Tires – 245/55R18 all-season BSW
 Transmission – 6-speed automatic (police-calibrated)
 Two (2) 50-amp battery ground circuits – Power distribution junction block
 Underbody deflector plate (EcoBoost engine)
 Universal equipment tray on top of instrument panel
 Wheels – Heavy-duty 18" steel
 Window – Rear defroster

STANDARD SAFETY & SECURITY

AdvanceTrac[®] with RSC[®] (Roll Stability Control™)
 Airbags – Front-seat side, front-passenger knee, plus Safety Canopy[®] System (side-curtain airbags) and rollover sensor
 Battery saver

Brakes – 4-wheel heavy-duty disc with Anti-Lock Brake System (ABS) (police-calibrated)
 Individual Tire Pressure Monitoring System

Personal Safety System™ for driver and front passenger; includes dual-stage front airbags
 Rear view camera with washer
 SOS Post-Crash Alert System™
 Traction control

AVAILABLE PACKAGES²

Cargo Wiring Upfit Package (67G)
 Front Headlamp Lighting Solution (66A)
 Headlamp Housing (86P)
 Police Interior Upgrade Package (65U)
 Police Wire Connector Kit – Front (47C)
 Police Wire Connector Kit – Rear (21P)
 Ready-for-the-Road Package (67H)
 Rear Lighting Solution (66C)

Taillamp Lighting Solution (66B)
 Taillamp/Police Interceptor housing only (86T)
 Two-Tone Vinyl Package – Roof and front doors only (91C)
 Two-Tone Vinyl Package – Roof only (91H)
 Two-Tone Vinyl Package – Roof, and front and rear doors (91A)
 Ultimate Wiring Package (67U)

AVAILABLE FEATURES

1st- and 2nd-row carpeting
 18" full-face wheel covers
 100-watt siren/speaker
 Ballistic door panels – Level III and Level IV+ BLIS[®] (Blind Spot Information System) with cross-traffic alert
 Cargo storage vault
 Climate controls – Auxiliary air conditioning
 Dark Car feature
 Daytime running lamps
 Engine – 3.5L EcoBoost V6
 Engine block heater
 Enhanced PTU cooler (recommended for EVOC training; continuous/extended track usage)
 Forward indicator pocket warning lights (Park/Turn/Warn [PTW]) (21W)
 Front console mounting plate delete
 Front Interior Visor Light Bar (LED)
 Front Warning Auxiliary Lights
 Glass – Solar-tinted 2nd-row (clear)
 Glass – Solar-tinted 2nd- and 3rd-row (clear)

Global lock/unlock feature
 Hidden door lock plungers (for rear doors)
 Hidden door lock plungers and inoperable rear door handles
 Inoperable rear door handles/inoperable locks
 Inoperable rear door handles/operable locks
 Keys – Keyed alike
 Mirrors – Sideview with heat
 Mirrors – Sideview with LED side marker lamps
 MySpeed Fleet Management System
 Noise suppression bonds
 Perimeter alarm (requires key fob)
 Police Engine Idle feature
 Police Interceptor badge delete
 Police Silent Mode
 Power passenger seat (6-way) with manual recline and lumbar support
 Pre-wiring for grille lamp, siren and speaker
 Rear console mounting plate
 Rear quarter glass LED side marker lamps
 Rear spoiler traffic warning lamps (LED)

Rear view camera (viewable in electrochromic rearview mirror); no-charge option
 Red/white dome light – Rear cargo area
 Remote Keyless Entry System (key fob)
 Reverse Sensing System
 Roof rack side rails – Black
 Scuff guards
 Seat – Rear heavy-duty cloth
 Spot lamps (incandescent)
 Spot lamps (LED)
 Spot lamps – Pre-drilled SYNC[®]
 Underbody deflector plate (standard on EcoBoost engine)
 Unique steering wheel – Up to 4 re-mappable configurations
 Vinyl wraps
 Wheels – 18" painted aluminum
 Windows – Rear-window power disable (operable from driver's side switches)

DIMENSIONS & CAPACITIES

EXTERIOR (in.)		INTERIOR (in.)	
Length	197.1	Rear	
Wheelbase	112.6	Head room	40.1
Width – Excluding mirrors	78.9	Leg room	41.6
	90.2	Hip room	56.8
Height (without options)	69.2	Shoulder room	60.9
Cargo rear opening height	32.5	CAPACITIES (cu. ft.)	
Cargo rear opening width at floor	46.6	Passenger volume	118.4
INTERIOR (in.)		Cargo volume – Behind 1st row	85.1
Front		Behind 2nd row	48.1
Head room	41.4	Fuel (gal.)	18.6
Leg room (max.)	40.6	Seating	5
Hip room	57.3		
Shoulder room	61.3		

ENGINES³

	3.7L TI-VCT V6 FFV	3.5L EcoBoost V6
Horsepower (hp @ rpm)	304 @ 6,500	365 @ 5,500 ⁴
Torque (lb.-ft. @ rpm)	279 @ 4,000	350 @ 1,500–5,000 ⁴

EXTERIOR COLORS



INTERIOR COLOR



2018 POLICE INTERCEPTOR®



Police Interceptor Sedan. Shadow Black. Available and aftermarket upfit equipment.

SEDAN



STANDARD FEATURES

- 4.2" color LCD screen in police instrument cluster and center stack "smart display"
- 9" space between driver's seat and front-passenger seat for aftermarket consoles
- 12-volt powerpoints (2)
- 75-mph rear-impact-tested¹
- All-wheel drive (AWD)
- Alternator – Heavy-duty 220-amp
- Audio – AM/FM stereo/single-CD player with MP3 capability, clock and 4 speakers
- Battery – Heavy-duty (78-amp-hr/750-CCA)
- Built-in steel intrusion plates in both front seat backs
- Climate controls – Manual air conditioning
- Column shifter
- Cooling system – Heavy-duty
- Cruise control
- Dash pass-through for aftermarket wiring
- Easy Fuel® capless fuel filler
- Electric power-assisted steering (heavy-duty)

- Engine – 3.7L Ti-VCT V6 FFV-capable
- Engine-hour meter
- Exterior key locks – Driver, front-passenger and decklid
- Fleet ignition key
- Flex Fuel badge
- Flooring – Heavy-duty vinyl
- Front console mounting plate
- Full-size spare wheel and tire with TPMS (requires programming)
- Glass – Solar-tinted
- Headlamps – Projector-beam halogen
- Headliner – Easy-to-drop
- Independent front and rear suspensions
- Locking glove compartment
- Mirrors – Power sideview, manual foldaway with integrated blind spot mirrors
- Overhead console – 1st-row task lighting, red/white dome light
- Power-adjustable pedals
- Power door locks
- Power windows with one-touch-up/-down driver's side with disable feature
- Powertrain mounts – Heavy-duty
- Scuff plates – Front and rear
- Seat – Front heavy-duty cloth driver's with 6-way power and manual lumbar
- Seat – Front heavy-duty cloth passenger
- Seat – Rear vinyl bench
- Taillamps – Halogen
- Tilt/telescoping steering column
- Tires – 245/55R18 all-season BSW
- Transmission – 6-speed automatic (police-calibrated)
- Trunk – Flat load floor
- Trunk release button
- Two (2) 50-amp battery ground circuits – Power distribution junction block
- Underbody deflector plate
- Universal equipment tray on top of instrument panel
- Wheels – Heavy-duty 18" steel
- Window – Rear defroster

STANDARD SAFETY & SECURITY

- AdvanceTrac® electronic stability control
- Airbags – Front-seat side, plus Safety Canopy® System (side-curtain airbags) and rollover sensor
- Battery saver
- Brakes – 4-wheel heavy-duty disc with Anti-Lock Brake System (ABS) (police-calibrated)
- Ignition-wired trunk release
- Personal Safety System™ for driver and front passenger; includes dual-stage front airbags
- Rear view camera in center stack
- SOS Post-Crash Alert System™
- Tire Pressure Monitoring System
- Traction control

AVAILABLE PACKAGES²

- Front Headlamp Lighting Solution (661)
- Headlamp Housing (13P)
- Light Controller Package (855)
- Police Interior Upgrade Package (12P)
- Police Wire Connector Kit – Front (77E)
- Police Wire Connector Kit – Rear (51J)
- Ready-for-the-Road Package (856)
- Rear Lighting Solution (663)
- Taillamp Lighting Solution (662)
- Trunk Upfit Package (854)
- Ultimate Wiring Package (857)

AVAILABLE FEATURES

- 1st- and 2nd-row carpeting
- 18" full-face wheel covers
- 100-watt siren/speaker
- Ballistic door panels – Level III and Level IV+ BLIS® (Blind Spot Information System) with cross-traffic alert
- Dark Car feature
- Daytime running lamps
- Electronics tray (payload capacity 100 lbs.)
- Engine – 3.5L EcoBoost V6 (AWD)
- Engine – 3.5L Ti-VCT V6 FFV-capable (FWD)
- Engine block heater
- Front console mounting plate delete
- Front-wheel drive (FWD)
- Hidden door lock plungers (for rear doors)
- Hidden door lock plungers and inoperable rear door handles
- Inoperable rear door handles/inoperable locks
- Inoperable rear door handles/operable locks
- Keys – Keyed alike
- Lockable gas cap
- Mirrors – Sideview with heat
- MySpeed Fleet Management System
- Perimeter alarm (requires key fob)
- Police Engine Idle feature
- Police Interceptor badge delete
- Police Silent Mode
- Pre-wiring for grille lamp, siren and speaker
- Push bumper bracket
- Rear console mounting plate
- Rear view camera (viewable in electrochromic rearview mirror); no-charge option
- Remote Keyless Entry System (key fob)

- Reverse Sensing System
- Scuff guards
- Seat – Rear heavy-duty cloth
- Side marker LED fender lamps
- Spot lamps (incandescent)
- Spot lamps (LED)
- Spot lamps – Pre-drilled SYNC®
- Trunk circulation fan (wire harness not included)
- Trunk storage vault (includes lockable door)
- Unique steering wheel – Up to 4 re-mappable configurations
- Vinyl wraps
- Wheels – 18" painted aluminum
- Windows – Rear-window power disable (operable front driver's side switches)

DIMENSIONS & CAPACITIES

EXTERIOR (in.)		INTERIOR (in.)	
Length	202.9	Rear	
Wheelbase	112.9	Head room	36.7
Width – Excluding mirrors	76.2	Leg room	39.9
Including mirrors	85.7	Hip room	55.9
Height	61.3	Shoulder room	56.9
INTERIOR (in.)		CAPACITIES (cu. ft.)	
Front		Passenger volume	103.0
Head room	39.0	Trunk volume	16.6
Leg room	41.9	Total interior volume	119.6
Hip room	56.3	Fuel (gal.)	19.0
Shoulder room	57.9	Seating	5

ENGINES³

	3.7L Ti-VCT V6 FFV	3.5L Ti-VCT V6 FFV	3.5L EcoBoost V6
Horsepower (hp @ rpm)	305 @ 6,500	288 @ 6,500	365 @ 5,500 ⁴
Torque (lb.-ft. @ rpm)	279 @ 4,000	254 @ 4,000	350 @ 1,500–5,000 ⁴

EXTERIOR COLORS



INTERIOR COLOR



2018 SSP SEDAN



Special Service Police Sedan. Shadow Black. Available and aftermarket upfit equipment.

SPECIAL SERVICE POLICE (SSP) PACKAGE (501A)

Includes many standard features of the Police Interceptor® Sedan, with the following exceptions:

2.0L EcoBoost® I-4 with 6-speed automatic transmission	Exhaust – Quasi dual with chrome tips
Active grille shutters	Front-wheel drive and 120-mph top speed
Alternator – Heavy-duty 200-amp	Nameplate badging – “Special Service Police”
Auxiliary transmission oil cooler delete	Tires – P235/55R18 99H all-season BSW
Deflector plate delete	Tires – Pursuit-rated (optional)
Engine oil cooler delete	Unique front grille

2018 EXPEDITION/MAX SSV



Expedition. Shadow Black. Available and aftermarket upfit equipment.

SPECIAL SERVICE VEHICLE (SSV) PACKAGE¹ (102A)

Available on XL only.

3.73 electronic limited-slip differential (eLSD)	Tires – 265/70R17 all-terrain OWL
3rd-row storage bins	Vinyl floor covering
Column shifter	Vinyl floor mats
Running boards delete	Wheels – 17" steel

2018 F-150 SSV



F-150 XL SuperCrew® 4x4. Shadow Black. Available and aftermarket upfit equipment.

SPECIAL SERVICE VEHICLE (SSV) PACKAGE¹ (66S)

Available on XL SuperCab and SuperCrew only.

Alternator – 240-amp
Column shifter
Engine – 5.0L TI-VCT V8 FFV or 3.5L EcoBoost V6
Seats – Cloth 40/blank/40 front (SG) with center-seat section deleted (restraint control module cover provided)
Seat – Vinyl rear bench
Vinyl floor covering

2018 TRANSIT PTV



Transit 250 MR LWB Cargo Van. Shadow Black. Available and aftermarket upfit equipment.

PRISONER TRANSPORT VEHICLE (PTV)¹

Built Ford Tough® RWD lineup can be compartmentalized and customized with heating/cooling, lighting, surveillance cameras and more²
 CNG/Propane Gaseous Engine Prep Package conversion³ available for 3.7L TI-VCT V6
 Maximum payload ratings of up to 4,650 lbs^{4,5}
 Unibody construction with choice of 3 roof heights,⁴ 3 lengths⁴ and 3 powertrains⁴ (including EcoBoost and diesel options)



Lincoln Continental. White Platinum Metallic Tri-coat. Available equipment.



L I N C O L N

FIRST IMPRESSIONS CAN BE EVERYTHING.

Let your clients know you mean business by showing up in a new Lincoln. Whether it's the flagship Continental sedan or all-new, full-size 2018 Navigator and Navigator L, the emphasis is on Quiet Luxury – every Lincoln conveys elegance, effortless power and serenity. Subtle beauty is discovered again and again in the thoughtful, exquisite details. Without having to be the loudest statement on the road, Quiet Luxury sets Lincoln apart. As does the Lincoln Black Label experience, which features a curated collection of interior themes and a host of exclusive membership privileges.

Offering extensive warranty coverage,¹ priority service, courtesy vehicles,² and much more, the distinctive Lincoln Executive Business Program (LEBP) is at the forefront of a variety of first-rate fleet programs and incentives available. So commence your journey into the world of Quiet Luxury without further ado. And experience a pleasant, personalized pampering that's the Lincoln Way.[™]



Lincoln MKC. Ingot Silver Metallic. Available equipment.



Lincoln MKC. Ingot Silver Metallic. Available equipment.

YOUR LINCOLN EXECUTIVE BUSINESS PROGRAM BENEFITS.

SALES

- 24-hour test-drive and test-drive events
- Commercial lease, financing and credit programs through Lincoln Automotive Financial Services
- Pick-up and delivery for all 2018 Lincoln vehicles¹
- Lincoln Fleet incentives and offers
- 4-year/50,000-mile Bumper-to-Bumper Limited Warranty²
- 6-year/70,000-mile Powertrain Warranty²

SERVICE

- 24/7 Lifetime Lincoln Roadside Assistance³
- Complimentary first oil change³
- Courtesy pick-up and delivery of your 2018 Lincoln for service or maintenance¹
- Courtesy vehicle provided should your Lincoln require service³
- No-appointment priority service and 24-hour diagnosis via Quick Lane[®]
- 2-year unlimited-mileage Lincoln Service Parts Warranty²
- Lincoln Way™ app,⁴ which provides easy access to Roadside Assistance, your personal Service Advisor and other premium services
- Available Lincoln Protect Extended Service and Maintenance Plans
- Lincoln Fleet Care



YOUR LINCOLN BLACK LABEL PRIVILEGES.

AN ELITE ARRAY OF INDULGENCE EMBODYING PREMIUM SERVICE, HIGH-END APPOINTMENTS AND LUXURY PREROGATIVES.⁵

Beyond the luxury of Lincoln, Lincoln Black Label provides an abundance of exclusive sales and service benefits designed to enhance your overall ownership experience. These include an Extended Premium Maintenance Plan, plus other unexpected conveniences that – together with premium interior upgrades – help make owning a Lincoln as much about membership, as quality and prestige.

- Lincoln Black Label Experience Liaison and Lincoln Executive Business Program Consultant
- Complimentary car washes and annual detailing
- 4-year/50,000-mile Premium Maintenance Plan
- Complimentary pick-up and delivery of your Lincoln for all service or maintenance needs¹
- Courtesy vehicle provided should your Lincoln require service
- Premium design materials that include Venetian Leather, luxurious Alcantara[®] and rich wood
- Exclusive Lincoln Black Label Culinary Collection membership



Vehicles available at participating Lincoln Black Label Dealers only. See your Lincoln Black Label Dealer for complete details.

¹Service is available for retail and warranty repair. Mileage limitations may apply. See your dealer for details. Lincoln reserves the right to change program details at any time without obligations. ²See your LEBP Dealer for limited warranty details. ³Restrictions apply. See your LEBP Dealer for complete details. ⁴Lincoln Way app, compatible on select smartphone platforms, is available via a download. Message and data rates apply to usage. Services may be limited by mobile phone network coverage area. Currently available on the 2015 Lincoln MKC and Lincoln MKZ with Reserve Package or Lincoln Black Label Models; 2016 Lincoln MKC, Lincoln MKX, Lincoln MKZ with Reserve Package or Lincoln Black Label Models; 2017 Lincoln MKC, Lincoln MKX, Lincoln MKZ and Lincoln Continental with Reserve Package or Lincoln Black Label Models; 2018 Lincoln MKC, Lincoln MKX, Lincoln MKZ, Lincoln Continental and Lincoln Navigator, all Lincoln models and trims. ⁵Exclusions may apply. See a participating Lincoln Black Label Dealer for complete details.

LINCOLN VEHICLES



	LINCOLN MKZ		LINCOLN MKZ HYBRID		LINCOLN CONTINENTAL		LINCOLN MKC		LINCOLN MKX		LINCOLN MKT		LINCOLN NAVIGATOR/L	
Standard engine	2.0-liter GTDI I-4		2.0-liter iVCT Atkinson-cycle I-4		3.7-liter Ti-VCT aluminum V6		2.0-liter GTDI I-4		3.7-liter Ti-VCT V6		3.7-liter Ti-VCT V6		3.5-liter GTDI V6	
Horsepower (hp @ rpm) ¹	245 @ 5,500 ³		188 combined hp		305 @ 6,500		240 @ 5,500 ³		303 @ 6,500		303 @ 6,500		TBD ³	
Torque (lb.-ft. @ rpm) ¹	275 @ 3,000		129 @ 4,000		280 @ 4,000		270 @ 3,000 ³		278 @ 4,000		278 @ 4,000		TBD ³	
Available engines	3.0-liter GTDI V6		—		2.7-liter GTDI V6		3.0-liter GTDI V6		2.7-liter GTDI V6		3.5-liter GTDI V6		2.0-liter GTDI I-4 ⁴	
Horsepower (hp @ rpm) ¹	350 (400 for AWD) @ 5,500 ³		—		335 @ 5,700 ³		400 @ 5,500 ³		335 @ 5,500 ³		365 @ 5,500 ³		237 @ 5,500 ³	
Torque (lb.-ft. @ rpm) ¹	400 @ 2,750 ³		—		380 @ 3,500 ³		400 @ 2,750 ³		380 @ 3,000 ³		350 @ 3,500 ³		250 @ 4,000 ³	
Transmission	6-speed SelectShift [®] automatic		Electronically controlled continuously variable (eCVT)		6-speed SelectShift automatic		6-speed SelectShift automatic		6-speed SelectShift automatic		6-speed SelectShift automatic		10-speed SelectShift automatic	
Drivetrain	FWD/AWD		FWD		FWD/AWD		FWD/AWD		FWD/AWD		FWD/AWD		RWD/4WD	
Braking system	4-wheel disc with Anti-Lock Brake System (ABS)		4-wheel disc with Anti-Lock Brake System (ABS) and Regenerative Braking System		4-wheel disc with Anti-Lock Brake System (ABS)		4-wheel disc with Anti-Lock Brake System (ABS)		4-wheel disc with Anti-Lock Brake System (ABS)		4-wheel disc with Anti-Lock Brake System (ABS)		4-wheel disc Anti-Lock Brake System (ABS)	
Airbags	Dual-stage front airbags, driver and front-passenger knee airbags, front-seat side airbags, side-curtain airbags and rollover sensor		Dual-stage front airbags, driver and front-passenger knee airbags, front-seat side airbags, side-curtain airbags and rollover sensor		Dual-stage front airbags, driver's knee airbag, glove-box-door-integrated knee airbag, front-seat side airbags, side-curtain airbags and rollover sensor		Dual-stage front airbags, front-seat side airbags, driver's knee airbag, Safety Canopy [®] System with side-curtain airbags and rollover sensor		Dual-stage front airbags, front-seat side airbags, driver's knee airbag, glove-box-door-integrated knee airbag, Safety Canopy System with side-curtain airbags and rollover sensor		Dual-stage front airbags, front-seat side airbags and Safety Canopy System with 3-row side-curtain airbags, roll-fold technology and rollover sensor		Dual-stage front airbags, front-seat side airbags and Safety Canopy System with side-curtain airbags and rollover sensor	
Length (in.)	193.9		193.9		201.4		179.2		190.0		207.6		210.0; 221.9 L	
Wheelbase (in.)	112.2		112.2		117.9		105.9		112.2		117.9		122.5; 131.6 L	
Height (in.)	58.1		58.1		58.5		65.2		66.2		67.4		76.4 (4x2), 76.3 (4x4); 76.2 (4x2), 76.1 (4x4) L	
Seating capacity	5		5		5		5		5		6, 7		7, 8	
Track (in.) (F/R)	62.3/62.0		62.3/62.0		63.2/64.1		62.4/62.5		64.8/64.7		65.4/65.3		67.6/67.2	
Head room (in.) (F/R)	37.9/36.6		37.9/36.6		39.3/37.7		39.6/38.7		39.9/39.2		40.1/39.0 (33.5, 3rd row)		41.8/40.0 (37.3, 3rd row); 39.5/37.9 (37.4, 3rd row) L	
Leg room (in.) (F/R)	44.3 (max.)/37.0		44.3 (max.)/37.0		44.4 (max.)/41.3		42.8 (max.)/36.8		42.8 (max.)/39.6		43.0 (max.)/41.8 (33.0, 3rd row)		43.7 (max.)/41.5 (36.1, 3rd row)	
Hip room (in.) (F/R)	55.1/53.8		55.1/53.8		55.9/54.8		54.4/52.8		56.4/55.6		55.7/55.9 (40.6, 3rd row)		61.9/61.6 (51.4, 3rd row)	
Shoulder room (in.) (F/R)	57.7/55.3		57.7/55.3		58.3/55.9		56.0/55.3		58.9/59.0		58.6/58.1 (49.1, 3rd row)		65.2/65.1 (64.2, 3rd row); 65.2/65.1 (64.3, 3rd row) L	
Passenger volume (cu. ft.)	96.6		96.6		106.4		97.9		108.3		142.3		172.4; 165.7 L	
Cargo volume (cu. ft.) (behind 1st row/2nd row)	15.4		11.1		16.7		53.1/25.2		68.8/37.2		75.9/39.6 (17.9, 3rd row) ⁵		103.4/57.5 (19.3, 3rd row); 120.3/73.3 (34.3, 3rd row) L	
Fuel tank capacity (gal.)	2.0-liter 16.5 (FWD); 18.0 (AWD)		3.0-liter 18.0 (FWD); 18.0 (AWD)		18.0		15.7		18.0		18.6		TBD	
Base curb weight (lbs.) ¹	2.0-liter 3,739 (FWD); 3,900 (AWD)		3.0-liter 4,023 (FWD); 4,191 (AWD)		4,224		2.0-liter 3,823 (FWD); 3,997 (AWD)		3.7-liter 4,158 (FWD); 4,355 (AWD)		2.7-liter 4,220 (FWD); 4,412 (AWD)		4,550 (2.0-liter GTDI FWD – Livery); 4,702 (3.7-liter FWD); 4,839 (3.7-liter AWD – Livery) 4,942 (3.5-liter GTDI AWD)	
Trailer towing (max. lbs.) ²	—		—		—		3,000		3,500		4,500		TBD	

¹Based on 2017 model year ratings. ²When properly equipped. ³Horsepower and torque ratings achieved with 93-octane fuel. ⁴Fleet-only option. ⁵Includes rear cargo storage well.

2018 LINCOLN MKZ

Luxury Midsize Sedan Class¹



Lincoln MKZ. White Platinum Metallic Tri-coat. Available equipment.



STANDARD FEATURES

Premiere Equipment Group 100A

- 12-volt powerpoints (4)
- Adaptive HID headlamps with LED signature lighting and autolamp feature
- Audio – Premium AM/FM stereo/single-CD player with MP3 capability and 11 speakers
- Audio – SiriusXM[®] Radio with 6-month trial subscription
- Easy Fuel[®] capless fuel filler
- Electronic parking brake
- Engine – 2.0-liter GTDI I-4
- Front-wheel drive (FWD)
- Intelligent Access with push-button start
- Lincoln Drive Control featuring continuously controlled damping
- Lincoln Experiences
- Lincoln Way™ app with embedded modem
- Mirrors – Power, heated sideview with memory, integrated blind spot mirrors, LED turn signals and security approach lamps

- Power windows with one-touch-up/-down
- Push-button shift
- Remote Start System
- Reverse Sensing System
- Seats – 10-way power, heated driver and front-passenger, with power lumbar and driver's side memory feature
- Steering wheel-mounted controls for cruise, audio and SYNC[®] 3
- SYNC 3 with 8" color LCD capacitive touchscreen with AppLink[®], 911 Assist[®] and 2 smart-charging USB ports
- Transmission – 6-speed SelectShift[®] automatic with paddle activation
- Wheels – 18" premium painted machined aluminum with premium painted pockets

STANDARD SAFETY & SECURITY

- AdvanceTrac[®] electronic stability control
- Airbags – Driver and front-passenger knee, front-seat side and side-curtain
- Brakes – 4-wheel disc with Anti-Lock Brake System (ABS)
- Child-safety rear door locks
- Individual Tire Pressure Monitoring System (excludes spare)
- LATCH – Lower Anchors and Tether Anchors for Children

- MyKey[®]
- Personal Safety System™ for driver and front passenger with dual-stage front airbags
- Rear view camera
- SecuriCode™ invisible keypad
- SecuriLock[®] Passive Anti-Theft System
- SOS Post-Crash Alert System™
- Traction control

AVAILABLE FEATURES

- Engine – 3.0-liter GTDI V6
- Intelligent all-wheel drive (AWD)
- Rear outboard inflatable safety belts
- Retractable panoramic roof
- Revel[®] Audio System with 14 speakers; includes HD Radio™ Technology
- Revel Ultima[®] Audio System with 20 speakers; includes HD Radio Technology

- Seats – Multicontour front with Active Motion[®]
 - Single-panel moonroof
- FLEET EXCLUSIVE**
- Engine block heater

AVAILABLE EQUIPMENT GROUPS & PACKAGES²

Climate Package (50A)	Select Equipment Group (200A)
Driver's Package (47S)	Select Plus Package (43A)
Luxury Package (21L)	Sonata Spin Aluminum Trim Package (85E)
Reserve Equipment Group (300A)	Technology Package (14M)

DIMENSIONS & CAPACITIES

EXTERIOR (in.)		INTERIOR (in.)	
Length	193.9	Rear	
Wheelbase	112.2	Head room	36.6
Width – Mirrors folded	75.1	Leg room	37.0
Height	58.1	Hip room	53.8
		Shoulder room	55.3
INTERIOR (in.)		CAPACITIES (cu. ft.)	
Front		Passenger volume	96.6
Head room	37.9	Cargo volume	15.4
Leg room (max.)	44.3	Fuel (gal.) – 2.0L/3.0L FWD	16.5/18.0
Hip room	55.1	2.0L/3.0L AWD	18.0/18.0
Shoulder room	57.7	Seating	5

ENGINES³

	2.0-liter GTDI I-4	3.0-liter GTDI V6
Horsepower (hp @ rpm)	245 @ 5,500 ⁴	350 (400 for AWD) @ 5,500 ⁴
Torque (lb.-ft. @ rpm)	275 @ 3,000 ⁴	400 @ 2,750 ⁴

EPA-ESTIMATED RATINGS^{3,5}

	2.0-liter GTDI I-4	3.0-liter GTDI V6
FWD	21 city/31 hwy/24 combined mpg	18 city/27 hwy/21 combined mpg
AWD	20 city/28 hwy/23 combined mpg	17 city/26 hwy/20 combined mpg

EXTERIOR COLORS⁶

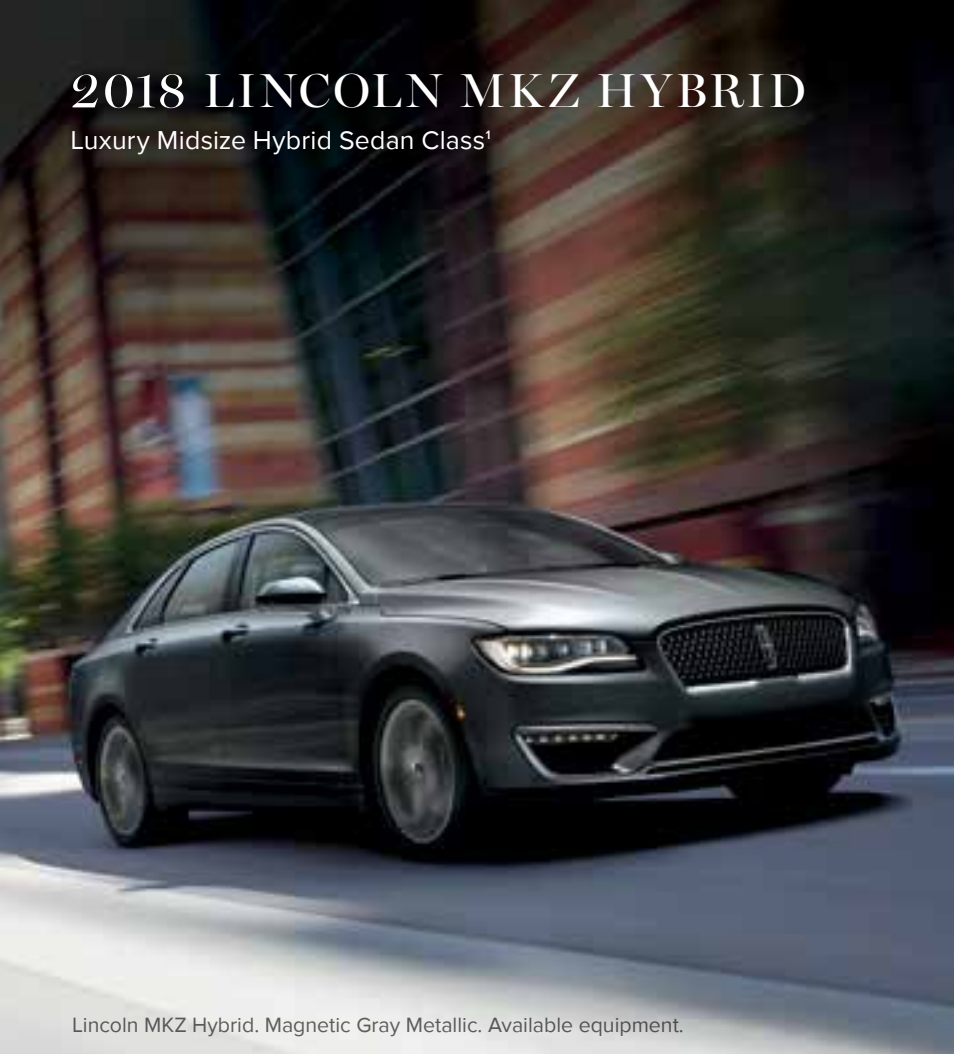


INTERIOR COLORS⁶



2018 LINCOLN MKZ HYBRID

Luxury Midsize Hybrid Sedan Class¹



Lincoln MKZ Hybrid. Magnetic Gray Metallic. Available equipment.



STANDARD FEATURES

Premiere Equipment Group 400A

12-volt powerpoints (3)

Adaptive HID headlamps with LED signature lighting and autolamp feature

Audio – Premium AM/FM stereo/single-CD player with MP3 capability and 11 speakers

Audio – SiriusXM[®] Radio with 6-month trial subscription

Brakes – Regenerative Braking System

Easy Fuel[®] capless fuel filler

Electronic parking brake

Engine – 2.0-liter iVCT Atkinson-cycle I-4 with permanent-magnet AC-synchronous electric motor

Front-wheel drive (FWD)

Intelligent Access with push-button start

Lincoln Drive Control featuring continuously controlled damping

Lincoln Experiences

Lincoln Way[™] app with embedded modem

Lithium-ion battery pack

Mirrors – Power, heated sideview with memory, integrated blind spot mirrors, LED turn signals and security approach lamps

Power windows with one-touch-up/-down

Push-button shift

Remote Start System

Reverse Sensing System

Seats – 10-way power, heated driver and front-passenger, with power lumbar and driver's side memory feature

SmartGauge[®] with EcoGuide

Steering wheel-mounted controls for cruise, audio and SYNC[®] 3

SYNC 3 with 8" color LCD capacitive touchscreen with AppLink[®], 911 Assist[®] and 2 smart-charging USB ports

Transmission – Electronically controlled continuously variable (eCVT)

Wheels – 18" premium painted machined aluminum with premium painted pockets

STANDARD SAFETY & SECURITY

AdvanceTrac[®] electronic stability control

Airbags – Driver and front-passenger knee, front-seat side and side-curtain

Brakes – Power-assisted, 4-wheel disc Anti-Lock Brake System (ABS)

Child-safety rear door locks

Individual Tire Pressure Monitoring System (excludes spare)

LATCH – Lower Anchors and Tether Anchors for Children

MyKey[®]

Personal Safety System[™] for driver and front passenger with dual-stage front airbags

Rear view camera

SecuriCode[™] invisible keypad

SecuriLock[®] Passive Anti-Theft System

SOS Post-Crash Alert System[™]

Traction control

AVAILABLE FEATURES

110-volt power outlet

Rear outboard inflatable safety belts

Retractable panoramic roof

Revel[®] Audio System with 14 speakers; includes HD Radio[™] Technology

Revel Ultima[®] Audio System with 20 speakers; includes HD Radio Technology

Seats – Multicontour front with Active Motion[®]

Single-panel moonroof

FLEET EXCLUSIVE

Engine block heater

AVAILABLE EQUIPMENT GROUPS & PACKAGES²

Climate Package (50A)

Luxury Package (21L)

Reserve Equipment Group (600A)

Select Equipment Group (500A)

Select Plus Package (43A)

Sonata Spin Aluminum Trim Package (85E)

Technology Package (14M)

DIMENSIONS & CAPACITIES

EXTERIOR (in.)

Length	193.9
Wheelbase	112.2
Width – Mirrors folded	75.1
Height	58.1

INTERIOR (in.)

Front	
Head room	37.9
Leg room (max.)	44.3
Hip room	55.1
Shoulder room	57.7

INTERIOR (in.)

Rear	
Head room	36.6
Leg room	37.0
Hip room	53.8
Shoulder room	55.3

CAPACITIES (cu. ft.)

Passenger volume	96.6
Cargo volume	11.1
Fuel (gal.)	14.0
Seating	5



ENGINE³

Combined System Horsepower	188
2.0-liter iVCT Atkinson-cycle I-4 HEV	
Horsepower (hp @ rpm)	141 @ 6,000
Torque (lb.-ft. @ rpm)	129 @ 4,000

EPA-ESTIMATED RATINGS^{3,4}

2.0-liter iVCT Atkinson-cycle I-4 HEV	41 city/38 hwy/40 combined mpg
---------------------------------------	--------------------------------

EXTERIOR COLORS⁵



INTERIOR COLORS⁵



2018 LINCOLN CONTINENTAL

Luxury Full-Size Sedan Class¹



Lincoln Continental. Rhapsody Blue Metallic. Available equipment.



STANDARD FEATURES

Premiere Equipment Group 100A

12-volt powerpoints (3)

Adaptive HID headlamps with LED daytime running lamps

Audio – AM/FM stereo with 10 speakers

Audio – SiriusXM[®] Radio with 6-month trial subscription

Auto Hold

Brakes – Twin-piston front calipers

Dual-zone electronic automatic temperature control

Easy Fuel[®] capless fuel filler

Engine – 3.7-liter Ti-VCT V6

Forward and Reverse Sensing Systems

Front-wheel drive (FWD)

Intelligent Access with push-button start

Lincoln Drive Control featuring continuously controlled damping

Lincoln Experiences

Lincoln Way[™] app with embedded modem

Mirrors – Body-color, power, power-folding, heated sideview with integrated blind spot mirrors, security approach lamps, memory and auto-dimming driver's side

Power global open/close windows with one-touch-up/-down

Remote Start System

Seats – Perfect Position 10-way power, heated driver and front-passenger, with power lumbar and driver's side memory feature

Steering wheel-mounted controls for cruise, audio and SYNC[®] 3

SYNC 3 with 8" color LCD capacitive touchscreen with AppLink[®], 911 Assist[®] and 2 smart-charging USB ports

Transmission – 6-speed SelectShift[®] automatic with paddle activation

Wheels – 18" premium Magnetic-painted aluminum

STANDARD SAFETY & SECURITY

AdvanceTrac[®] electronic stability control

Airbags – Driver's knee, glove-box-door-integrated knee, front-seat side, and side-curtain

Brakes – 4-wheel disc with Anti-Lock Brake System (ABS)

Child-safety rear door locks

Individual Tire Pressure Monitoring System (excludes spare)

LATCH – Lower Anchors and Tether Anchors for Children

MyKey[®]

Personal Safety System[™] for driver and front passenger with dual-stage front airbags

Rear view camera

SecuriCode[™] invisible keypad

SecuriLock[®] Passive Anti-Theft System

SOS Post-Crash Alert System[™]

AVAILABLE FEATURES

360-degree camera

Engine – 2.7-liter GTDI V6

Engine – 3.0-liter GTDI V6

Intelligent all-wheel drive (AWD)

Revel[®] Audio System with 13 speakers

Revel Ultima[®] Audio System with 19 speakers

Seats – Perfect Position 30-way power front with Active Motion[®]

Twin-panel moonroof with power sunshade

Wheels – 19" polished aluminum with premium Dark Tarnish-painted pockets

Wheels – 19" polished aluminum with premium Ebony-painted pockets

Wheels – 19" premium Dark Stainless-painted aluminum with chrome inserts

Wheels – 20" polished aluminum with Dark Tarnish-painted pockets

FLEET EXCLUSIVE

Engine block heater

AVAILABLE PACKAGES²

Climate Package (66D)

Livery Package (500A)

Livery Technology Package (77L)

Luxury Package (17L)

Rear-Seat Package (61R)

Select Plus Package (20N)

Technology Package (63T)

DIMENSIONS & CAPACITIES

EXTERIOR (in.)

Length	201.4
Wheelbase	117.9
Width – Mirrors folded	78.1
Height	58.5

INTERIOR (in.)

Front

Head room	39.3
Leg room (max.)	44.4
Hip room	55.9
Shoulder room	58.3

INTERIOR (in.)

Rear

Head room	37.7
Leg room	41.3
Hip room	54.8
Shoulder room	55.9

CAPACITIES (cu. ft.)

Passenger volume	106.4
Cargo volume	16.7
Total interior volume	123.1
Fuel (gal.)	18.0
Seating	5

ENGINES³

	3.7-liter Ti-VCT V6	2.7-liter GTDI V6	3.0-liter GTDI V6
Horsepower (hp @ rpm)	305 @ 6,500	335 @ 5,700 ⁴	400 @ 5,500 ⁴
Torque (lb.-ft. @ rpm)	280 @ 4,000	380 @ 3,500 ⁴	400 @ 2,750 ⁴


EPA-ESTIMATED RATINGS^{3,5}

	3.7-liter Ti-VCT V6	2.7-liter GTDI V6	3.0-liter GTDI V6
FWD	17 city/26 hwy/20 combined mpg	18 city/27 hwy/21 combined mpg	—
AWD	16 city/24 hwy/19 combined mpg	17 city/25 hwy/20 combined mpg	16 city/24 hwy/19 combined mpg

EXTERIOR COLORS⁶



INTERIOR COLORS⁶



2018 LINCOLN MKC

Luxury Small Utility Class¹



Lincoln MKC. Ingot Silver Metallic. Available equipment.



STANDARD FEATURES

Premiere Equipment Group 100A

12-volt powerpoints (4)	Mirrors – Body-color, power, heated sideview with memory and integrated blind spot mirrors
Active noise control	Power liftgate
Audio – Premium AM/FM stereo/single-CD player with MP3 capability and 10 speakers	Power windows with one-touch-up/down
Audio – SiriusXM® Radio with 6-month trial subscription	Push-button shift
Easy Fuel® capless fuel filler	Rear privacy glass
Electric assist parking brake	Remote Start System
Engine – 2.0-liter GTDI I-4	Reverse Sensing System
Front-wheel drive (FWD)	Seat – 12-way power, heated driver with power lumbar and memory feature
HID headlamps with LED signature lamps and autolamp feature	Steering wheel-mounted controls for cruise, audio and SYNC® 3
Hill start assist	SYNC 3 with 8" color LCD capacitive touchscreen with AppLink®, 911 Assist® and 2 smart-charging USB ports
Intelligent Access with push-button start	Transmission – 6-speed SelectShift® automatic with paddle activation
Lincoln Experiences	Wheels – 18" painted aluminum
Lincoln Way™ app with embedded modem	
Manual tilt/telescoping steering column	

STANDARD SAFETY & SECURITY

AdvanceTrac® with RSC® (Roll Stability Control™)	Personal Safety System™ for driver and front passenger with dual-stage front airbags
Airbags – Driver's knee, front-seat side, and side-curtain	Rear view camera
Brakes – 4-wheel disc with Anti-Lock Brake System (ABS)	SecuriCode™ invisible keypad
Child-safety rear door locks	SecuriLock® Passive Anti-Theft System
LATCH – Lower Anchors and Tether Anchors for Children	SOS Post-Crash Alert System™
MyKey®	Tire Pressure Monitoring System (excludes spare)
Perimeter alarm	Traction control

AVAILABLE FEATURES

Engine – 2.3-liter GTDI I-4	Premium reversible cargo mat
Enhanced THX® II Certified Audio System	Wheels – 19" premium painted 5-spoke aluminum
Hands-free liftgate	Wheels – 19" premium painted aluminum
Intelligent all-wheel drive (AWD)	Wheels – 20" polished aluminum with Ebony-painted pockets
Lincoln Drive Control featuring continuously controlled damping (CCD)	
Power panoramic Vista Roof® with power sunshade	FLEET EXCLUSIVE
	Engine block heater

AVAILABLE EQUIPMENT GROUPS & PACKAGES²

Aluminum Trim Package (50A)	Select Equipment Group (200A)
Class II Trailer Tow Package (536)	Select Plus Package (661)
Climate Package (671)	Technology Package (663)
Reserve Equipment Group (300A)	

DIMENSIONS & CAPACITIES

EXTERIOR (in.)		INTERIOR (in.)	
Length	179.2	Rear	
Wheelbase	105.9	Head room	38.7
Width – Mirrors folded	76.3	Leg room	36.8
Height	65.2	Hip room	52.8
		Shoulder room	55.3
INTERIOR (in.)		CAPACITIES (cu. ft.)	
Front		Passenger volume	97.9
Head room	39.6	Cargo volume – Behind front row	53.1
Leg room (max.)	42.8	Behind rear row	25.2
Hip room	54.4	Fuel (gal.)	15.7
Shoulder room	56.0	Seating	5

ENGINES^{3,4}

	2.0-liter GTDI I-4	2.3-liter GTDI I-4
Horsepower (hp @ rpm)	240 @ 5,500	285 @ 5,500
Torque (lb.-ft. @ rpm)	270 @ 3,000	305 @ 2,750

EPA-ESTIMATED RATINGS^{4,5}

	2.0-liter GTDI I-4	2.3-liter GTDI I-4
FWD	21 city/28 hwy/23 combined mpg	–
AWD	19 city/25 hwy/22 combined mpg	18 city/25 hwy/21 combined mpg

EXTERIOR COLORS⁶

White Platinum Metallic Tri-coat ⁷	Ivory Pearl Metallic Tri-coat ^{7,8}	Iced Mocha Metallic ^{7,8}
Ruby Red Metallic Tinted Clearcoat ⁷	Burgundy Velvet Metallic Tinted Clearcoat ⁷	Blue Diamond Metallic ⁸
Rhapsody Blue Metallic ^{7,8}	Ingot Silver Metallic	Magnetic Gray Metallic
Black Velvet		

INTERIOR COLORS⁶

Cappuccino	Hazelnut	Ebony



2018 LINCOLN MKX

Luxury Midsize Utility Class¹



Lincoln MKX. White Platinum Metallic Tri-coat. Available equipment.



STANDARD FEATURES

Premiere Equipment Group 100A

12-volt powerpoints (4)	Manual tilt/telescoping steering column
Audio – Lincoln Premium Sound System with 10 speakers including subwoofer	Mirrors – Power, heated, body-color sideview with memory, LED turn signal indicators and integrated blind spot mirrors
Audio – SiriusXM® Radio with 6-month trial subscription	Power windows with one-touch-up/-down
Dual chrome exhaust tips	Push-button shift
Dual-zone electronic automatic temperature control	Remote Start System
Easy Fuel® capless fuel filler	Reverse Sensing System
Electric parking brake	Seat – 10-way power driver's with 2-way power lumbar and memory feature
Engine – 3.7-liter Ti-VCT V6	Seats – Heated front
Front-wheel drive (FWD)	Steering wheel-mounted controls for cruise, audio and SYNC® 3
HID headlamps with LED signature lamps and autolamp feature	SYNC 3 with 8" color LCD capacitive touchscreen with AppLink®, 911 Assist® and 2 smart-charging USB ports
Hill start assist	Transmission – 6-speed SelectShift® automatic with paddle activation
Intelligent Access with push-button start	Wheels – 18" painted aluminum
Lincoln Experiences	
Lincoln Way™ app with embedded modem	

STANDARD SAFETY & SECURITY

AdvanceTrac® with RSC® (Roll Stability Control™)	Personal Safety System™ for driver and front passenger with dual-stage front airbags
Airbags – Driver's knee, glove-box-door-integrated knee, front-seat side, and Safety Canopy® System with side-curtain airbags and rollover sensor	Rear view camera
Brakes – 4-wheel disc with Anti-Lock Brake System (ABS)	Remote Keyless Entry System
MyKey®	SecuriCode™ invisible keypad
Perimeter alarm	SecuriLock® Passive Anti-Theft System
	SOS Post-Crash Alert System™
	Tire Pressure Monitoring System (excludes spare)

AVAILABLE FEATURES

BLIS® (Blind Spot Information System) with cross-traffic alert	Revel Ultima® Audio System with 19 speakers; includes HD Radio Technology
Engine – 2.7-liter GTDI V6	Seats – 22-way multicontour front seats with power head restraints and power thigh extenders
Hands-free liftgate	
Intelligent all-wheel drive (AWD)	FLEET EXCLUSIVES
Lincoln Drive Control featuring continuously controlled damping (CCD)	Daytime running lamps
Power panoramic Vista Roof®	Engine block heater
Revel® Audio System with 13 speakers; includes HD Radio™ Technology	

AVAILABLE EQUIPMENT GROUPS & PACKAGES²

Cargo Utility Package (51U)	Reserve Equipment Group (300A)
Climate Package (51C)	Select Equipment Group (200A)
Driver Assistance Package (87D)	Select PLUS Package (65P)
Luxury Package (87L)	Technology Package (65T)

DIMENSIONS & CAPACITIES

EXTERIOR (in.)		INTERIOR (in.)	
Length	190.0	Rear	
Wheelbase	112.2	Head room	39.2
Width – Including mirrors	86.1	Leg room	39.6
Mirrors folded	78.7	Hip room	55.6
Height	66.2	Shoulder room	59.0
INTERIOR (in.)		CAPACITIES (cu. ft.)	
Front		Passenger volume	108.3
Head room	39.9	Cargo volume – Behind front row	68.8
Leg room (max.)	42.8	Behind rear row	37.2
Hip room	56.4	Fuel (gal.)	18.0
Shoulder room	58.9	Seating	5

ENGINES³

	3.7-liter Ti-VCT V6	2.7-liter GTDI V6
Horsepower (hp @ rpm)	303 @ 6,500	335 @ 5,500 ⁴
Torque (lb.-ft. @ rpm)	278 @ 4,000	380 @ 3,000 ⁴


EPA-ESTIMATED RATINGS³

	3.7-liter Ti-VCT V6	2.7-liter GTDI V6
FWD	17 city/25 hwy/20 combined mpg	18 city/25 hwy/20 combined mpg
AWD	16 city/23 hwy/19 combined mpg	17 city/24 hwy/19 combined mpg

EXTERIOR COLORS⁵



INTERIOR COLORS⁵



2018 LINCOLN MKT

Luxury Large Utility Class¹



Lincoln MKT. Ingot Silver Metallic. Available equipment.



STANDARD FEATURES

Equipment Group 100A

12-volt powerpoints (4)

110-volt power outlet

Audio – AM/FM stereo/single-CD player with MP3 capability and 10 speakers

Audio – SiriusXM[®] Radio with 6-month trial subscription

Engine – 3.7-liter Ti-VCT V6

Fog lamps

Front-wheel drive (FWD)

Intelligent Access with push-button start

Leather-wrapped steering wheel with genuine wood accent

Mirrors – Body-color, power, heated sideview with integrated blind spot mirrors, security approach lamps, memory, and LED turn signal indicators

Power liftgate

Power-tilt/-telescoping steering column

Power windows with one-touch-up/-down

Rain-sensing windshield wipers

Remote Start System

Reverse Sensing System

Seats – 1st-row 12-way power, heated and cooled in Bridge of Weir[™] leather trim with 4-way adjustable head restraints, power lumbar and driver's side memory feature

Seats – 2nd-row 60/40 split fold-flat bench in Bridge of Weir leather trim with heated outboard seating (power release on 40 side)

Seat – 3rd-row 50/50 split fold-flat bench

SYNC[®] 3 with 8" color LCD capacitive touchscreen with AppLink[®], 911 Assist[®] and 2 smart-charging USB ports

Transmission – 6-speed SelectShift[®] automatic with paddle activation

Tri-zone electronic automatic temperature control

Wheels – 19" painted aluminum

STANDARD SAFETY & SECURITY

AdvanceTrac[®] with RSC[®] (Roll Stability Control[™])

Airbags – Front-seat side, and Safety Canopy[®] System with side-curtain airbags for all 3 rows

Belt-Minder[®] front safety belt reminder

Brakes – 4-wheel disc with Anti-Lock Brake System (ABS)

Child-safety rear door locks

Illuminated Entry System

Integrated keyhead transmitter remotes

LATCH – Lower Anchors and Tether Anchors for Children

MyKey[®]

Perimeter alarm

Personal Safety System[™] for driver and front passenger with dual-stage front airbags

Power door locks with autolock

Privacy glass for 2nd row, 3rd row and liftgate

Rear view camera

SecuriCode[™] invisible keypad

SecuriLock[®] Passive Anti-Theft System

Side-intrusion door beams

SOS Post-Crash Alert System[™]

Tire Pressure Monitoring System (excludes spare)

AVAILABLE FEATURES

2nd-row outboard inflatable safety belts

2nd-row refrigerated console

All-weather floor mats

Dual Headrest DVD by INVISION^{™2}

Engine – 3.5-liter GTDI V6 with Lincoln Drive Control featuring continuously controlled damping (CCD) and Intelligent all-wheel drive (AWD)

Power panoramic Vista Roof[®]

Seats – 2nd-row heated and cooled buckets

Wheels – 20" polished aluminum

FLEET EXCLUSIVES

Engine – 3.7-liter Ti-VCT V6 (AWD)

Engine block heater

Full-size spare wheel and tire

AVAILABLE PACKAGES³

Class III Trailer Tow Package (53G)

Elite Package (201A)

Technology Package (only available with 201A) (86B)

Woven-Metal Appearance Package (only available with Charcoal Black interior) (55M)

DIMENSIONS & CAPACITIES

EXTERIOR (in.)

Length	207.6
Wheelbase	117.9
Width – Including mirrors	85.7
Height	67.4
Liftover height	30.8
Cargo rear opening height	30.3
Cargo rear opening width at floor	39.9

INTERIOR (in.)

1st Row	
Head room	40.1
Leg room (max.)	43.0
Hip room	55.7
Shoulder room	58.6
2nd Row	
Head room	39.0
Leg room	41.8
Hip room	55.9
Shoulder room	58.1

FLEET EXCLUSIVES

Hearse model (401A)

Limousine model (400A)

Livery model (500A, 501A)

INTERIOR (in.)

3rd Row	
Head room	33.5
Leg room	33.0
Hip room	40.6
Shoulder room	49.1

CAPACITIES (cu. ft.)

Passenger volume	142.3
Cargo volume – Behind 1st row	75.9
Behind 2nd row	39.6
Behind 3rd row	17.9 ⁴
Fuel (gal.)	18.6
Seating	6, 7


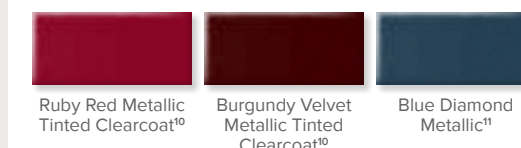
ENGINES⁵

	3.7-liter Ti-VCT V6	3.5-liter GTDI V6
Horsepower (hp @ rpm)	303 @ 6,500	365 @ 5,500 ⁶
Torque (lb.-ft. @ rpm)	278 @ 4,000	350 @ 3,500 ⁶


EPA-ESTIMATED RATINGS^{5,7}

	3.7-liter Ti-VCT V6	3.5-liter GTDI V6
FWD	16 city/24 hwy/19 combined mpg	—
AWD	16 city/23 hwy/18 combined mpg ⁸	15 city/21 hwy/17 combined mpg

EXTERIOR COLORS⁹



INTERIOR COLORS⁹



ALL-NEW 2018 LINCOLN NAVIGATOR/L

Luxury Premium Utility¹



Lincoln Navigator. Ingot Silver Metallic. Pre-production model shown.



STANDARD FEATURES

Premiere Equipment Group 100A

3.73 rear axle
 12-volt powerpoints (4)
 110-volt power outlet
 Audio – Revel® Audio System with 14 speakers
 Audio – SiriusXM® Radio with 6-month trial subscription
 Autolamp automatic on/off LED headlamps with LED daytime running lamps
 BLIS® (Blind Spot Information System) with cross-traffic alert
 Class IV Trailer Tow Prep Package
 Engine – 3.5-liter GTDI V6
 Fixed running boards
 Forward and Reverse Sensing Systems
 Hands-free liftgate
 Intelligent Access with push-button start
 Lincoln Drive Control
 Lincoln Way™ app with embedded modem
 Mirrors – Power-folding, heated sideview with security approach lamps, turn signal indicators, memory, driver's side auto-dimming feature, and driver/passenger reverse tilt-down feature

Piano key shifter
 Power-tilt/-telescoping steering column with memory
 Rain-sensing windshield wipers
 Rear-wheel drive (RWD)
 Seats – 1st-row leather-trimmed 10-way power, heated, with power lumbar, reflexive manual independent thigh support, and driver's side memory feature
 Seats – 2nd-row leather-trimmed, PowerFold® heated buckets
 Seat – 3rd-row PowerFold 60/40 split bench
 SYNC® 3 with 10" color LCD capacitive touchscreen with AppLink®, 911 Assist® and 2 smart-charging USB ports
 Transmission – 10-speed SelectShift® automatic
 Tri-zone electronic automatic temperature control
 Voice-activated Navigation System
 Wheels – 20" ultra-bright machined aluminum

STANDARD SAFETY & SECURITY

AdvanceTrac® with RSC® (Roll Stability Control™)
 Airbags – Dual-stage front, front-seat side, and Safety Canopy® System with side-curtain airbags and rollover sensor
 Brakes – 4-wheel disc with Anti-Lock Brake System (ABS)
 Individual Tire Pressure Monitoring System (excludes spare)

LATCH – Lower Anchors and Tether Anchors for Children for all 2nd-row seating positions
 MyKey®
 Perimeter alarm
 Rear view camera with washer
 SecuriCode™ invisible keypad
 SOS Post-Crash Alert System™

AVAILABLE FEATURES

4-Wheel-Drive (4WD) System
 Adaptive cruise control with stop-and-go
 Advanced Cargo Area Management System
 All-weather floor liners (1st and 2nd rows)
 Dual-seatback Entertainment System
 Enhanced Active Park Assist System
 Head-up display
 Lane-Keeping System
 Panoramic Vista Roof®

Power running boards
 Seats – 2nd-row leather-trimmed, PowerFold 40/20/40 split-fold bench with fold-flat feature, outboard heat and recline, and center section that slides forward
 Wheels – 22" Dark Tarnish-painted
 Wheels – 22" ultra-bright premium painted²

FLEET EXCLUSIVE

Engine block heater

AVAILABLE EQUIPMENT GROUPS

Select Equipment Group (200A)

Reserve Equipment Group (300A)

DIMENSIONS & CAPACITIES

EXTERIOR (in.)	Navigator	Navigator L
Length	210.0	221.9
Wheelbase	122.5	131.6
Overhang (front)	38.2	38.2
Overhang (rear)	49.3	52.1
Width – Including mirrors	93.8	93.8
Mirrors folded	83.6	83.6
Height	76.4 (4x2) 76.3 (4x4)	76.2 (4x2) 76.1 (4x4)
Minimum running ground clearance	9.7 (4x2) 9.6 (4x4)	9.7 (4x2) 9.6 (4x4)
Lift-in height	35.0	34.9
Cargo rear opening height	32.7	32.7
Cargo rear opening width – Lower	51.4	51.4
INTERIOR (in.)		
1st Row		
Head room (max.)	41.8	39.5
Leg room (max.)	43.7	43.7
Hip room	61.9	61.9
Shoulder room	65.2	95.2

INTERIOR (in.)	Navigator	Navigator L
2nd Row		
Head room	40.0	37.9
Leg room	41.5	41.5
Hip room	61.6	61.6
Shoulder room	65.1	65.1
3rd Row		
Head room	37.3	37.4
Leg room	36.1	36.1
Hip room	51.4	51.4
Shoulder room	64.2	64.3
CAPACITIES (cu. ft.)		
Passenger volume	172.4	165.7
Cargo volume –		
Behind 1st row	103.4	120.3
Behind 2nd row	57.5	73.3
Behind 3rd row	19.3	34.3
Seating	7, 8	7, 8

TRAILER WEIGHT RATINGS


Hitch Class	Maximum Load
Navigator – 4x2 Class IV	TBD lbs.
Navigator – 4x4 Class IV	TBD lbs.
Navigator L – 4x2 Class IV	TBD lbs.
Navigator L – 4x4 Class IV	TBD lbs.

Maximum weights shown are for properly equipped vehicles with required equipment and a 150-lb. driver. Weight of additional options, equipment, passengers and cargo must be deducted from this weight. For additional information, see your dealer. Cargo and load capacity limited by weight and weight distribution.

EXTERIOR COLORS³



INTERIOR COLORS³



EXPERIENCE THE FORD FLEET DIFFERENCE

It's truly exceptional. Whether you're calculating the benefits of a purchase or lease, looking to limit out-of-pocket maintenance expenses, or adding special equipment and/or specialty colors, our dedicated experts will give you and your fleet business their best. Eager for vehicle service in the evening or on weekends? Interested in consolidating operations worldwide? We can definitely help you out. It's an experience we trust you'll find nothing short of remarkable. Because there's nothing we find more rewarding than making a difference.



Ford Telematics™
powered by Telogis®¹

Ford Fleet
Purchase Planner™

Ford Credit Commercial
Lending Services

Fleet Incentive Programs

Government Sales

Commercial Vehicle Center

Automotive
Remarketing Services

Ford and Lincoln Protect

Quick Lane® Centers

Ford Motor Company
Collision Parts

Ford National
Body Shop Network

Ford Fleet Care

Ford Global Fleet

Vehicle Special Order

Fleet Advisory Board

Expert Contacts

CONNECTED INTELLIGENCE

Ford Telematics™ powered by Telogis®¹ is factory-orderable and provides 360° insights, including real-time driver and vehicle status, OEM-exclusive diagnostics, and much more.

Got questions? Ford Telematics has answers.



FOSTER SAFE DRIVING HABITS

Reward your best drivers. Have a window into at-risk driving such as safety belt usage, harsh braking, speeding and more, while helping to curb poor driving where it counts – behind the wheel – with access to audible in-cab alerts.



IMPROVE CUSTOMER SERVICE

See more jobs done well. Know where your drivers are, where they've been and where they're going to better manage customer expectations. See your business in action from any device, anywhere.



REDUCE COSTS

Save beyond the fuel spend. Save in obvious ways (fuel and labor costs), plus not-so-obvious ways (off-road tax). What you don't know is costing you.

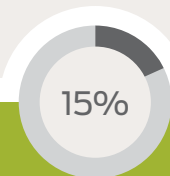


MANAGE VEHICLE HEALTH

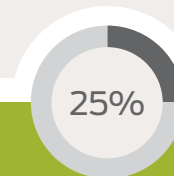
Get ahead of maintenance. Identify issues before they become ISSUES. Proactive maintenance alerts help keep resources on the road and productive.

To learn more about how Ford Telematics can improve your business, including how it supports the new Electronic Logging Device (ELD) mandate, call **1.888.463.8945**.

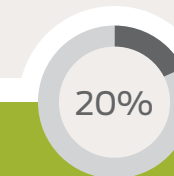
Why Ford Telematics?
Do the math.



Increase in Productivity²



Reduction in Fuel²



Increase in Vehicle Utilization²



Reduction in Idle Time²



Reduction in Total Miles²



Overtime Reduction²



New! Ford Telematics' companion mobile app empowers you to stay on top of your mobile workforce anytime, anywhere. Get critical insights and real-time alerts, locate connected assets, find opportunities to optimize your business and cut costs – all on your mobile phone.



COST-EFFECTIVE SUSTAINABILITY

Ford Fleet Purchase Planner™ (FPP) is a suite of tools that compares and calculates the sustainability benefits of the many vehicle technology and alternative fuel offerings available today. FPP includes:

- **Emissions & Fuel Cost Calculator** – Compare CO₂, VOC, NO_x emissions and fuel costs of any 2 vehicles that have U.S. EPA fuel economy ratings (also available for Canadian vehicles)
- **Non-EPA Emissions & Fuel Cost Calculator** – Compare CO₂ emissions and fuel costs of large vehicles not rated by the EPA, along with vehicles using alternative fuels (CNG, propane, E85)
- **Fleet CO₂ Footprint Status Calculator** – Find the current sustainability (CO₂) of your entire fleet
- **Purchase Recommender** – Identify replacement vehicle choices that reduce the most CO₂ at the lowest cost



In 6 simple steps, you can reach a new level of eco-consciousness with regard to your fleet operations – without breaking the bank.

1

TAKE INVENTORY

Provide a list of VINs from your current fleet, along with information about miles driven annually, geographic location and average fuel price.

2

TAKE NOTE

Once the vehicles in your fleet are identified, data sources – such as the *EPA Fuel Economy Guide* – are tapped to form a picture of your existing fuel costs and CO₂ emissions.

3

SEE THE POSSIBILITIES

A general listing of potential replacement vehicles is created; it's formulated from all the Ford and Lincoln vehicles available for sale.

4

SEE THE BEST FITS

A specific listing of recommended replacement vehicles is presented to you after filtering out models that don't meet criteria as set forth in Step 1.

5

ADD FINISHING TOUCHES

A few concluding details – based on the specifications you desire and taking financial factors into account – are entered into the equation.

6

ADD IT ALL UP

After a series of complex algorithms are applied, a final customized report specifies the carbon footprint and associated costs of different vehicle mixes – your future fleet's impact.

Request your Ford Fleet Purchase Planner analysis today by contacting your Ford National Account Manager.



FORD FLEET
Purchase Planner™

FULL-CIRCLE DEDICATED RESOURCES

Ford Credit Commercial Lending Services help meet the demands of your business that require specialized knowledge and a unique customer focus. Ford Credit commercial finance and lease products are tailored to respond to your needs. We have dedicated sales and business center teams experienced in fleet and commercial business.

COMMERCIAL/FLEET BUYERS

Commercial Finance options can be tailored to meet your business needs. We help you choose options that make the most sense for your business.

Features:

- Flexible payment terms
- Combined billing availability for multiple units
- No hidden fees

Commercial Red Carpet Lease (RCL) is a closed-end lease available for non-upfit vehicles with no residual risk – an ideal option for predictable-use vehicles. At lease end, when you complete your lease as agreed, simply bring the vehicle to your dealer. You are only responsible for excess mileage, and wear and use charges.

Features:

- Monthly payments usually lower than similar-term finance payments
- Allows for cash flow to be invested back into your business
- Short-term leasing means new vehicles more often
- Combined billing availability
- Advantage of gap protection

CommercialLease is a customizable, open-end lease program that allows flexibility to set the residual based on your business needs. This program can be tailored in a number of ways.

Features:

- Accommodates upfit vehicles
- High-mileage and heavy-usage vehicles
- Flexible terms
- Combined billing
- No mileage restrictions
- No wear or use lease-end charges
- Upfits can be residualized

Commercial Line of Credit (CLOC)¹ We're here to help you run your business more efficiently. And your business can run better with a Ford Credit CLOC. Get the vehicles your business needs quickly, easily and with less hassle.

Features:

- Available with Commercial Finance, Commercial RCL and CommercialLease
- Credit approval for up to 12 months
- Credit that frees up capital for other operating needs
- No setup or non-utilization charges

Livery & Professional Vehicle Programs are special retail plans designed for those in the transportation business.

Commercial Service PlusSM (CSP) is a comprehensive fleet management program that assists with aspects of vehicle ownership, including service, maintenance, administration, management and expertise, to help reduce vehicle downtime. CSP is available with Commercial Finance and CommercialLease. Contact your dealer or visit fordcsp.com for more information.

Commercial GAP Coverage² provides protection when a financed vehicle is stolen or declared a total loss and the insurance settlement does not satisfy the outstanding balance on the vehicle.

STATE & LOCAL GOVERNMENT

Municipal Financing is a lending program that helps state, local and municipal governments make the most of their operating budgets by providing flexibility, affordability and convenience when acquiring vehicles for essential services.

DAILY RENTAL BUYERS

Daily Rental Finance Plan is competitive vehicle financing for licensees of national franchises and independent daily rental operators.

Features:

- Competitive rates, amortizations and terms
- Flexible financing for new and used vehicles

BODY MANUFACTURERS & UPFITTERS

Chassis Financing is inventory financing for qualified body companies purchasing trucks, van chassis and limousines that will be converted or upfit with a specialty body.

Features:

- Terms up to 6 months
- Interest only



To obtain a more detailed description of any of our commercial programs, please visit ford.com/finance/commercial-financing or your local Commercial Vehicle Center dealer.

Fleet Incentive Programs from Ford Motor Company are available to customers with a Fleet Identification Number (FIN). Please contact **1.800.34.FLEET** and press "1" to see if you qualify for a FIN and any incentives.

A variety of incentives are available for eligible fleet accounts:

- National Off-Invoice Incentives – Eligible fleets may receive direct off-invoice incentives on Ford and Lincoln vehicles
- Special Group Options – Select vehicles offer optional features that are packaged and made available at special discounted prices
- Special Incentives for Specialized Fleets – A number of additional incentives may be available to select specialized fleets, or to fleets using special types of vehicles, including daily or long-term rental companies, commercial business customers and government agencies

Please visit fleet.ford.com for vehicle-specific information.

Government Sales provides Government Price Concessions (GPCs) to eligible federal, state and local government agencies. GPCs may be granted to Ford and Lincoln Dealers bidding on federal, state and local government contracts that involve the sale of cars and trucks to eligible agencies. GPCs allow Ford and Lincoln Dealers to demonstrate corporate citizenship by providing discounted vehicle pricing exclusively to eligible federal, state and local government agencies. Contact your Ford or Lincoln Dealer for more details.

Commercial Vehicle Center is the right place to find the right commercial vehicle. Dedicated service, customer commitment and advanced commercial vehicle expertise come standard with every Ford Commercial Vehicle Center dealer. Participating dealers offer a variety of hardworking Ford vehicles (in stock), with dedicated service, outstanding customer commitment and custom financing. Bottom line? Program dealers help your business run smoothly – today and down the road. Find a highly qualified dealer near you at fordcommercialvehiclecenter.com.

Automotive Remarketing Services (ARS) is a comprehensive, pick up-to-payment remarketing service designed for financial institutions, daily rental accounts (risk units), Ford and Lincoln Dealers, and commercial fleets that remarket their own vehicles. ARS offers Ford Fleet customers another sales-distribution channel for optimizing resale values, and supplies remarketing customers with a wider range of quality pre-owned vehicles.

Find out how you can take advantage of the Ford lanes at the auction: Please contact ARS by phone at **1.866.277.9142** or by email at ars@ford.com. You can also learn more at fleet.ford.com.





PEACE-OF-MIND COVERAGE

Ford Protect and Lincoln Protect Extended Service and Premium Maintenance Plans

enable you to budget your fleet expenses more easily and accurately. Premium Maintenance not only covers your routine oil changes, it covers multi-point inspections, as well as preventive care and replacement of normal “wear and tear” items that require periodic attention.

Ford Protect Extended Service Plan (ESP) coverage offers many deductible options and lets you lock in tomorrow’s costs at today’s rates. In addition to component coverage, all Ford Protect and Lincoln Protect mechanical programs feature:

- Service at all Ford or Lincoln Dealers (as applicable by vehicle) in the U.S., Canada and Mexico
- Maintenance service also available at Quick Lane® Tire & Auto Centers
- 100% backed by Ford Motor Company
- Limited out-of-pocket expenses
- Repairs made with Ford authorized parts by factory-trained and certified technicians
- 24-hour Roadside Assistance
- Included rental vehicle benefits
- 100% transferable coverage
- Available 24-month financing
- Eliminates service cost variability

Quick Lane Tire & Auto Centers provide all the service your car or truck needs most, at over 800 stores nationwide. All our services are performed by factory-trained experts and on your schedule. You’ll never need an appointment and you’ll get service while you wait, even on evenings and weekends. Plus, we’ll take care of any vehicle make and model using the latest diagnostic tools, quality parts from trusted brands like Motorcraft® and Omnicraft™ and name-brand tires from Goodyear® Continental, Michelin® and more. Give us a try and you’ll see why we’re ready to serve.

For more information, including specific locations, visit quicklane.com.

Ford Motor Company Collision Parts are available if a collision puts you in need of replacement sheet metal and related parts, such as hood, door, fender or bumper components. Choose Ford Motor Company Collision Parts: They’re the right choice for quality and peace of mind, and they’re equal to the original parts in fit, finish and structural integrity. In fact, they’re the same ones used on new vehicles. And they’re covered against corrosion/perforation under the Lifelong Sheet Metal Guarantee. So don’t settle for imitations. Ask your insurer to authorize Ford Motor Company Collision Parts.

Unlimited Mileage/2-Year Ford Parts Warranty/No Commercial Exceptions is provided on parts purchased from Ford or Lincoln Dealerships or Ford Authorized Distributors. Contact your selling dealer or distributor for details.

Ford National Body Shop Network is comprised of both dealer and independent collision repair shops that have invested in the right tools, equipment and training to repair your fleet’s vehicles, including the latest F-Series trucks that utilize high-strength, military-grade, aluminum alloys.¹ To find the closest Ford Dealer Body Shop or Ford Recognized Independent Body Shop, visit fleet.ford.com/fleetdealers and select “Collision General Repair” or “F-150 Aluminum Repair” from the list of specialties.



Ford Fleet Care features consolidated billing for repairs, maintenance and over-the-counter parts purchases at Ford and Lincoln Dealers, plus Quick Lane Tire & Auto Centers. (Ford Fleet Care is offered without enrollment fees or monthly use fees.) Key program elements include:

- Service lane and wholesale parts purchase details with monthly invoices (online or printed)
- All-Make Service billing that includes Ford as well as competitive brand vehicles and trailers
- No driver cards needed
- Ford in-dealership system that displays approval levels set by customer
- Wholesale parts billing feature on an account card with Purchase Order instructions
- Electronic Funds Transfer (EFT) payment option for added convenience and security
- National glass program featuring OE glass, mobile installation and no-hassle pricing
- Roadside Assistance and Towing for vehicles beyond warranty and ESP coverages

For more details, please visit qfc.ford.com or phone **1.800.367.3221**.

FORD GLOBAL FLEET

One solution for your worldwide fleet needs. As an international team comprised of fleet representatives from every geographic region of Ford Motor Company and uniquely dedicated to multinational customers, we provide:

- Product-led innovation – with a modern and efficient full-range product portfolio
- Continuously improved TCO, Safety, Technology, and Driver Experience
- Experienced, key account management
- Global Manufacturing
- World-class dealer and service network

To negotiate a global fleet agreement, visit fordglobalfleet.com for expert help.

GLOBAL FLEET BUSINESS DEVELOPMENT

DOUG WALCZAK
Global Business Development Director
313.594.4841

LONDON TUCKER
Global Account Manager
313.248.1279

MIKE BERRY
Global Account Manager
313.594.4068

ALLEN WILLIAMS
Global Fleet Sales Coordinator
313.594.4096



SPECIAL ORDERS & COLORS

Vehicle Special Order (VSO) fulfills your specific needs.

VSO provides you with special equipment and paint options that aren't currently offered through regular or fleet-only production.

New VSO options begin with a "VSO Inquiry." Each inquiry is received, reviewed and approved by VSO to ensure the end product is compatible with regular and limited-production options. The end product must also meet Ford Motor Company standards for quality, durability, safety and performance.

To submit a VSO Inquiry, please contact your dealer or leasing company. Inquiry response time takes an average of 8 business days for all vehicle lines except F-650/F-750 Super Duty®. Due to the complexity of this vehicle line, the average response time is 20 business days. Inquiry responses include Option Feasibility, Option Pricing and Option Development Timing. If an option request is feasible, engineering development timing may take 10 to 30 days, depending on complexity (wiring options may take longer).

VSO production timing varies. Vehicles produced with existing VSO options take an average of 60 to 90 days from order receipt to production. Vehicles produced with new VSO options must include the development timing stated in the VSO Inquiry response. For your planning purposes, VSO production typically begins about a month after Job 1 and balances out approximately one month prior to Job Last.

Visit fleet.ford.com for full VSO details, including:

- New option development (special equipment and paint)
- Order assistance
- Inquiry entry assistance to request new option development
- Pilot model inspection coordination
- Specification review coordination
- VSO balance-out/start-up date publication

Contact VSO directly at 1.800.34.FLEET. Select "2" for the Fleet Customer Information Center and then "1" for VSO. For F-650/F-750 assistance, select "2," followed by "1" and then "3."

Contact your dealer for VSO Order Guide details.

To view the most current VSO equipment and paint options, ask your dealer to access fmcdealer.com for the VSO Ordering Guide. This guide is live, and the options are always up to date. Some VSO options may not be published in this guide if they were established for, and are restricted to, a specific Major Fleet Account.

Special paint for F-150, Super Duty, F-650/F-750, E-Series Cutaway, Transit² and Police Interceptor[®] Sedan and Utility:



FINEST SERVICE & PRACTICES

Fleet Advisory Board members represent you. Working together with Ford Fleet to identify opportunities for improvement that will be mutually beneficial to all parties, they always welcome suggestions regarding policies, procedures and marketing programs.

JOHN ALIOTO
Comcast Cable
Senior Fleet Manager
john_alieto@cable.comcast.com
215.286.7828

BRANDEN BACKUS
Ferguson Enterprises
Fleet Manager
branden.backus@ferguson.com
757.223.6035

SHERB BROWN
Bobit Business Media
Publisher
sherb.brown@bobit.com
310.713.2451

PATRICK CAMERON
Spectra Energy Corporation
Category Manager, Fleet
pcameron@spectraenergy.com
519.436.5366

DEAN CERIMELI
U-Haul International
Director, Truck & Trailer Product
dean@uhaul.com
480.893.1736

MIKE CULLEN
Charter Communications
Fleet Director
michael.cullen@charter.com
720.482.4371

BRENDA DAVIS
Baker Hughes
Commodity Manager, Fleet & Temporary Services
brenda.davis@bakerhughes.com
713.466.2041

SUE FENSKY
The Travelers' Insurance Company
Fleet Manager
sfensky@travelers.com
602.614.4867

ERIN GILCHRIST
Safelite Group
Director of Fleet Operations
erin.gilchrist@safelite.com
614.210.9157

BRIAN HALLADAY
Union Pacific Railroad
Director – Strategic Sourcing – Vehicle Fleet
bmhallad@up.com
402.544.4387

JJ KEIG
CBRE
Fleet Manager
jj.keig@cbre.com
469.617.9633

DANA MIGLECZ
Siemens
Vehicle Management Services
dana.bussiere@siemens.com
732.590.2197

MICHAEL MONTGOMERY
Pepsico
Senior Engineer, National Fleet
michael.montgomery1@pepsico.com
940.300.4688

KEVIN O'DONNELL
ARS/Rescue Rooter
Director, Purchasing & Fleet
kodonnell@ars.com
901.303.6938

STUART OLSON
Tennant
Fleet Manager
stuart.olson@tennantco.com
763.513.2167

MIKE PATTON
Ingersoll Rand
NA Transportation, Safety & Compliance Manager
mike.patton@irco.com
903.505.2656

JIM PETRILLO
FUJIFILM North America Corporation
National Fleet Manager
jpetrillo@fujifilm.com
914.715.7045

JEFF PRICE
Centuri Construction Group
Senior Buyer
jprice@nextcenturi.com
623.582.1235

HENRY ROGERS
GlaxoSmithKline
North American Fleet Manager
henry.h.rogers@gsk.com
919.483.3711

SAM SHIELDS
Dycom Industries
Director of Fleet
sshields@dycominc.com
770.315.5198

CRISTIANO TEIXEIRA
Ecolab
Senior Procurement Manager – Fleet & HR
cristiano.teixeira@ecolab.com
651.250.4792

MARK WALTERS
Farmers Insurance Group
Director, Global Procurement & Administrative Services
mark_walters@farmersinsurance.com
323.932.3926





EXPERT CONTACTS

TAKE YOUR FLEET FURTHER

SERVICE SUPPORT

Jim Groat	Fleet Service Support Manager	Dearborn	313.845.8388
Dan Garant	Service Support Team Supervisor	Dearborn	313.845.4463
Chris Keady	Modified Vehicle Manager	Dearborn	313.845.0452
Ken Meier	Modified Vehicle Specialist	Dearborn	313.317.1867

EAST REGION

Bill Atkinson	Fleet Manager	New York	774.285.9137
Brian Grozier	Fleet Zone Manager	Boston	774.285.9165
Ed Leo	Fleet Zone Manager	New York	201.681.4059
Dan Mazurek	Fleet Zone Manager	Philadelphia	703.498.1647
Katrina Murphy	Fleet Zone Manager	Washington, D.C.	732.685.1324
Bob Roberts	Fleet Zone Manager	Atlanta	678.358.7396
Mike Moncilovich	East Regional Specialist	Dearborn	313.337.4018
Marisa Weeks	East Region Fleet Management Co./ Rental Support Specialist	Dearborn	313.594.7420
Matt Peterson	Medium-Duty Specialist	East Region	313.461.8950

CENTRAL REGION

Craig Aeschbacher	Fleet Manager	Detroit	704.287.3692
Tim Rutowski	Fleet Zone Manager	Detroit	313.333.9498
Nick Walter	Fleet Zone Manager	Memphis	901.208.0230
Jane Evans	Fleet Zone Manager	Chicago	708.288.5110
Steve Nelson	Fleet Zone Manager	Kansas City	816.668.8412
Jeff Willis	Central Regional Specialist	Dearborn	313.322.0040
Mark Samples	Central Region Fleet Management Co./ Rental Support Specialist	Dearborn	313.322.6684
Dave Wrightsman	Medium-Duty Specialist	Central Region	313.549.1157

WEST REGION

Chris Eldridge	Fleet Manager	Los Angeles	562.235.9168
Kris McCall	Fleet Zone Manager	Houston	407.467.4980
Jocelyn Dunning	Fleet Zone Manager	San Francisco	916.893.4579
Dan Johnson	Fleet Zone Manager	Phoenix	602.790.8598
Corey Hautzinger	Fleet Zone Manager	Denver	720.838.4726
Gary Hileman	West Regional Specialist	Dearborn	313.390.1253
LaWanda Doss	West Region Fleet Management Co./ Rental Support Specialist	Dearborn	313.594.7264
Ernest Vilches	Medium-Duty Specialist	West Region	313.549.1328

OPERATIONS

Mike DeYoung	Fleet Service Operations Manager	Dearborn	313.323.8534
Aaron Lebioda	Strategy Coordinator	Dearborn	313.621.0466
Drew Crossman	Sales Analyst	Dearborn	313.390.8269
QFC Headquarters		Dearborn	1.800.367.3221
Fleet Support Hotline		Melbourne	1.800.34.FLEET

SALES & MARKETING

Erik Strom	Fleet Sales & Marketing Manager	Dearborn	313.971.2982
Michael Werner	Fleet Strategy Manager	Dearborn	313.248.7351
David Peterson	Dealer Network Manager	Dearborn	313.845.1033
Lisa Sokolowski	Dealer Network Specialist	Dearborn	313.390.2820
Margaret Sharon	Fleet Business Growth Manager	Dearborn	313.594.4191
Kevin Naro	Commercial & Government Bid Manager	Dearborn	440.452.2257
Dave Stewart	National Sales Manager	Dearborn	313.910.2171

EAST MARKET AREA

Scott Noel	Fleet Business Development Specialist	New York	201.638.6016
Bernie Sampson	Fleet Parts Specialist	Philadelphia	313.910.2144
Richard McIntyre	Fleet Parts Specialist	Washington, D.C.	313.910.2135
Richard Cadieux	Fleet Parts Specialist	Boston	313.910.2152
Rick Calabro	Fleet Parts Specialist	New York	313.910.2154
John Coughlin	Fleet Bid Specialist	New York	313.549.1876

SOUTHEAST MARKET AREA

Mike Crichton	Fleet Business Development Specialist	Orlando	407.467.4989
Tim Williams	Fleet Parts Specialist	Atlanta	313.910.2128
Corey Collins	Fleet Parts Specialist	Orlando	313.549.1597
Theresa Luise	Fleet Parts Specialist	Orlando	313.549.1549
Patricia Walters	Fleet Bid Specialist	Atlanta	313.549.1514

GREAT LAKES MARKET AREA

Dwayne Washington	Fleet Business Development Specialist	Chicago	630.423.1410
Ken Winters	Fleet Parts Specialist	Cincinnati	313.549.1875
Chad Pcsolyar	Fleet Parts Specialist	Pittsburgh	313.910.1985
Ed Bloom	Fleet Parts Specialist	Chicago	313.549.1114
Dan Wright	Fleet Parts Specialist	Detroit	313.910.2015
Kevin Cooksey	Fleet Parts Specialist	Twin Cities	313.549.1864
Alexis Scott	Fleet Bid Specialist	Chicago	313.549.1452

CENTRAL MARKET AREA

Jack Burkett	Fleet Business Development Specialist	Dallas	214.280.5029
Allen Holden	Fleet Parts Specialist	Houston	313.910.2107
Kirk Taylor	Fleet Parts Specialist	Dallas	313.910.1999
Joe Crostarosa	Fleet Parts Specialist	Kansas City	313.549.1136
TJ Creech	Fleet Parts Specialist	Memphis	313.910.2167
Ron Bunkley	Fleet Bid Specialist	Central Market	313.378.1925

WEST MARKET AREA

Tracy Smith	Fleet Business Development Specialist	Los Angeles	678.463.4313
Tim Kubistek	Fleet Parts Specialist	Denver	313.495.5404
John Dixon	Fleet Parts Specialist	San Francisco	313.910.2109
David Camarillo	Fleet Parts Specialist	Los Angeles	313.495.5953
Tim Wetterhus	Fleet Parts Specialist	Phoenix	313.549.1486
Stuart Luhr	Fleet Parts Specialist	Seattle	313.549.1137
David Langley	Fleet Bid Specialist	Los Angeles	313.549.1480



BOOKMARK FLEET.FORD.COM

Our Ford Fleet website is where everything comes together – we mean *everything*.

- Analyze latest incentives and specialty vehicles
- Place and track your orders
- Decode a VIN
- Look up maintenance schedules
- Gather mobility, government and upfitter details
- Access owner's manuals and service publications
- Investigate parts and accessories materials
- Reference towing and emissions guides
- Obtain marketing information
- Tackle many more essential tasks



fleet.ford.com • 1.800.34.FLEET

FORD FLEET

North American Fleet, Lease & Remarketing Operations

Some features discussed may be optional. Vehicles shown may contain optional equipment. Features shown may be offered only in combination with other options or subject to additional ordering requirements or limitations. Select features and packages are shown. Please visit fleet.ford.com for a complete Ordering Guide. Information in this Preview Guide was developed from Ordering Guides as of February 2017. Following publication of this catalog, certain changes in standard equipment, options and the like, or product delays may have occurred which would not be included in these pages. Ford Motor Company reserves the right to change product specifications at any time without incurring obligations. All specifications and ratings based on preliminary data. All comparisons based on competitive models. • Always wear your safety belt, secure children in the rear seat and follow airbag warning label instructions. • Colors shown are representative only. Not all colors are available on all models. Visit fleet.ford.com for actual paint/trim options. • Alcantara is a registered trademark of Alcantara S.p.A., Italy. • Bridge of Weir is a trademark of Bridge of Weir Leather Company Limited. • Clari-Fi, QuantumLogic, Revel, Ultima and the Revel logo are trademarks of HARMAN International Industries, registered in the United States and other countries. • Goodyear is a registered trademark of The Goodyear Tire & Rubber Company. • "HD Radio" and the HD Radio logo are proprietary trademarks of iBiquity Digital Corporation. • Hydro-Max is a registered trademark of Robert Bosch GmbH. • INVISION is a trademark of VOXX International Corporation. • King Ranch is a registered trademark of King Ranch, Inc. • Meritor is a registered trademark, and Q Plus is a trademark, of Meritor Technology, Inc. • Phillips & Temro is a registered trademark of Phillips & Temro Industries. • RECARO is a registered trademark of RECARO Beteiligungs-GmbH. • SiriusXM services require a subscription, sold separately by SiriusXM after trial period. Fees and taxes apply. All fees and programming subject to change. Sirius satellite service is available only to those in the 48 contiguous USA, D.C. and PR (with coverage limitations). Our Internet radio service is available throughout our satellite service area and in AK and HI. Some channels not available in all lineups. Sirius, XM and all related marks and logos are trademarks of Sirius XM Radio Inc. • Sony is a registered trademark, and Clear Phase and Live Acoustics are trademarks, of the Sony Corporation. • The Bluetooth word mark is a trademark of the Bluetooth SIG, Inc. • THX and the THX logo are trademarks of THX Ltd., registered in the U.S. and other jurisdictions. All rights reserved. • Wi-Fi is a registered trademark of the Wi-Fi Alliance.®

Availability of technologies and systems described in this brochure varies by model and trim level. Not all systems are available on all Ford Motor Company vehicles. See your local Ford or Lincoln Dealer for complete details.



Printed in the USA. Please recycle.

© 2017 Ford Motor Company 18FLTTPG